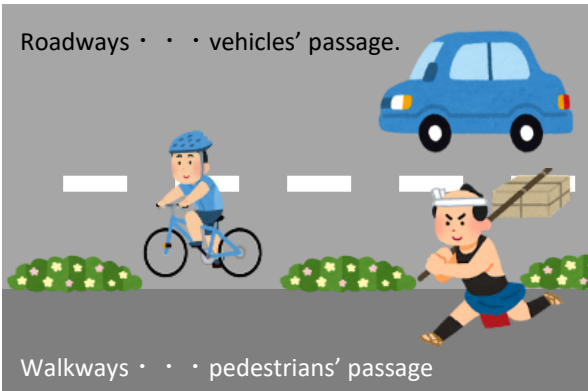


Traffic rules for Bicycles

Do you know “**Five Rules for Bicycle Safe-Riding**”?
It is **5 basic rules** for bicycle users.


① On Roadways, Left side. Exceptionally on walkways, Pedestrians first.



Bicycle is a vehicle.

Ride on “Roadways” for vehicles,
and **always keep to the left.**

Right side passing is heading
against cars, it is very
dangerous for us all!




Left side passing

Right side passing

Bicycles are allowed on walkways when...

- “Sign” permits the passing of ordinary bicycles
- You are under 13 years of age (not graduating elementary school) or over 70 years of age
- The road has a problem (ex. road-mending, etc)



On a walkway, keep roadway side
on a **reduced speed**, giving precedence
to pedestrians.

You must stop, get off and walk a bicycle.

Keep pedestrians
have a safety!



② At crossroads, follow the traffic lights and Stop-sign, and confirm the safety



A



B



C

- A. Stop
- B. Go
- C. Stop, then go

Confirm the safety around you before start moving!



③ Lights on after dark



Light up before dusk is a key to prevent traffic accidents!



④ No alcohol

Bicycle is included in vehicle.
Drunk-riding is prohibited
 No matter how little it is, drunk-riding is not allowed.



⑤ Wear a bicycle helmet

Fatal accidents involves bicycles are often caused by severe head trauma.

In case of unforeseen accident, wear a helmet when riding a bicycle.



Do not leave it there, That is everyone's Passage



PR mascot of Kawaguchi City "Cupo-lan"

STOP!! Illegal Parking!!

Illegal bicycle parking carry grave danger!

- Pedestrian's passage will be blocked
- Emergency vehicles' passage will be blocked
- May become a cause of traffic accidents



Park bicycles at parking facilities!