

# Kawaguchi City Household Garbage Sorting and Taking out

## English (英語)



Web App.  
Email Notification Service  
Kawaguchi City official LINE account

5

Regular garbage

6

Hazardous garbage

Plastic containers and packaging

7

PET bottles

Textiles and glass bottles

8

Beverage cans

Metals

9

Paper

10

Dry cell batteries

Notes on garbage disposal

11

Oversize garbage

Self-hauling

12・13

Fureai Collection

14

Items not accepted by the city

Fire extinguisher recycling

15

TV, Refrigerator, Freezer,  
Washing machine, Tumble dryer,  
Air conditioner

16・17

PC recycling

18

Commercial garbage

19

Handy Sorting Guide 20～23

Collection Day  
Quick Chart

24～27



Kawaguchi's Garbage Reduction Campaign  
Character, Gomimaru

Please put garbage  
and recyclables  
**at their respective  
stations by 8:30**  
in the morning  
on the collection day.

Do not put them out the day before.



## Convenient services

Garbage  
Sorting Guide App



Kawaguchi City  
official LINE  
account



Household Garbage Collection Day  
Notification Email Service



See page 5  
for details.


## How to dispose of small rechargeable appliances with built-in lithium-ion batteries, etc

### Key points

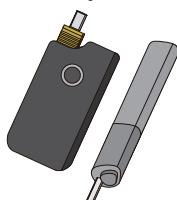
- ① For safety reasons, please ensure batteries are fully discharged prior to disposal.
  - ② Remove the batteries as per the product instruction manual.
- ※ However, if you are unable to remove the battery, please do not force it out as this can be dangerous. Insulate the terminals with tape, etc. and dispose of the battery as **metal**.

Ex.

Mobile phone  
batteries



Electronic  
cigarettes



Portable  
Fans



See page 9・11・18 for details.

# Please Read This First

To promote recycling, Kawaguchi City divides trash into 5 categories as shown on the right-hand page: **regular garbage**, **hazardous garbage**, **recyclable garbage**, **dry cell batteries**, and **oversize garbage**. In addition to this, please separate recyclable garbage into 7 types: **glass bottles**, **beverage cans**, **metals**, **paper**, **PET bottles**, **textiles**, and **plastic containers and packaging**. Garbage is collected on the collection days specified for each address. We appreciate your cooperation in properly sorting and disposing of garbage.

## Regular Garbage and Hazardous Garbage (Pages 6 and 7)

**2 Days a Week**

Ex.

Regular Garbage Station

(Regular Garbage)



(Hazardous Garbage)



**Regular garbage...** Kitchen garbage, tissues, toys, tableware, etc.  
**Hazardous garbage...** Fluorescent tubes Mercury manometer, Mercury thermometer

Clear or semi-clear bag

## Glass Bottles and Beverage Cans (Pages 8 and 9)

**2 Days a Month**

Ex.

Recyclable Garbage Station

(Glass Bottles)



(Beverage Cans)



**Glass bottles...** Empty bottles **Beverage cans...** Cans that contained beverages

Clear bag

## Metals and Paper (Pages 9 and 10)

**2 Days a Month**

Ex.

Recyclable Garbage Station

(Metals)



(Paper)



**Metals...** Empty food cans, metal items like frying pans, etc.  
**Paper...** Newspapers, magazines, paper packagings, etc.

## PET Bottles and Textiles (Page 8)

**2 Days a Month**

Ex.

Recyclable Garbage Station

(PET bottles)



(Textiles)



**PET bottles...** Empty PET bottles **Textiles...** Clothing, Bed sheets, etc.

## Plastic Containers and Packaging (Page 7)

Ex.

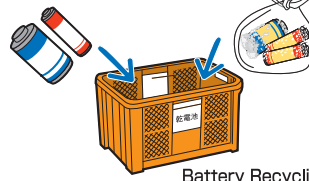
Regular Garbage Station



Every Wednesday  
Clear bag

Containers and packaging with the plastic mark (♻️)

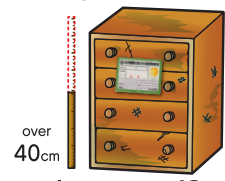
## Dry Cell Batteries (Page 11)



Battery Recycling Box

Collected at various facilities

## Oversize Garbage (Pages 12 and 13)



over  
40cm

Items over 40cm

Application required


- ◇ For details on sorting garbage...See page 6 onwards.
- ◇ Garbage collection schedule of each area...See page 24 onwards.

- ◇ Please place each type of garbage in either a clear or semi-clear bag.

Notes ① Please tie a bundle of paper up with string.

② Dry cell batteries are collected at facilities as community centers. (→See page 11 for details.)

③ An application is required for oversize garbage. (→See page 12 for details.)



## Notes on taking out to Stations

- Please take out garbage by 8:30 AM on the collection day.  
**Garbage taken out after 8:30 may not get picked up, thus causes troubles to people living near the station, so please take out garbage on time.**
- When taking out garbage, please be careful no valuables, etc. are mixed in. It will be impossible to find them after loading on the collection vehicle.
- Large volumes of waste like garbage from moving will not be collected. Either bring your waste to an Environmental Center or contact a licensed general waste collection and transportation companies authorized by the City.  
(Do not use unlicensed companies.)

- Please separate each bag properly by types to avoid any mixed-up situation.

Don't mix them up!

Ex.

Recyclable Garbage Station

(Beverage cans)



(Glass bottles)



We appreciate your cooperation in keeping garbage stations clean.

Regular Garbage Station

(Regular garbage)



(Hazardous garbage)



## Join the town or neighborhood council!

- To keep an eco-friendly and sanitary living environment, town and neighborhood councils engage in a variety of environmental beautification activities like garbage sorting and reduction, garbage station maintenance, and road and park cleanup.



We hope you will join in!

## About Group Recyclables Collection

- The collection of recyclables by local groups (town councils, neighborhood councils, children's groups, PTAs, etc.) depends on the participation of local residents. We ask your active use of this group collection operated by each local group.

Collecting items, date, place are vary from each group.



no tnu



# Household Garbage Collection Days

Please check P.24-P.27, Please enter the collection date, etc. in the (○□).

Sorting Type	Pickup Day	Bags to Use	Disposal Location
<b>Glass Bottles and Beverage Cans</b>	Every ○ ● □ day	(Glass Bottles) (Beverage Cans) Clear bag Tie paper separately with string and do not bag.	<b>Recyclable Garbage Station</b>
<b>Metals and Paper</b> <small>Paper (cardboard cartons, newspapers, magazines and misc. paper, corrugated cardboard, paper containers and packaging)</small>	Every ○ ● □ day	(Metals) (Paper) (PET bottles) (Textiles)	<b>Regular Garbage Station</b>
<b>PET Bottles and Textiles</b>	Every ○ ● □ day		
<b>Plastic Containers and Packaging</b>	<b>Wednesday</b>	Clear bag	
<b>Regular Garbage and Hazardous Garbage</b>	□ ● □ day	Clear or semi-clear bag Do not place in a bag (if leaking, place in a clear bag)	
<b>Dry Cell Batteries</b>	Any time during facility business hours		Special boxes at City Hall, city branch offices, and community centers, etc.
<b>Bulky waste</b> [Items over 40cm on one side] May vary for some items.	Apply Any Time Bulky waste Application Hotline 048-251-1111 Reception Hours Monday-Friday (except holidays and New Year) 9:00~17:00 Fee per item: from ¥310 <a href="https://www.sodai-kawaguchi.jp/eco/view/kawaguchi/top.html">https://www.sodai-kawaguchi.jp/eco/view/kawaguchi/top.html</a>	 Apply by Internet (24 hours)	<b>At-home Pickup</b>

- Please put out garbage at the station by 8:30 AM on the collection day
- Please do not put out garbage the day before or during the night. Please do not place anything in bags aside from designated items.
- Garbage is collected on holidays (including observed holidays) according to the normal schedule. (except for the New Year holiday)
- Please arrange recyclables by type so they are not mixed.
- Each type of garbage is collected by each collection vehicle, so the pickup times vary for each type.
- The pickup time may vary depending on traffic and other conditions.



Garbage Sorting Guide App



Kawaguchi Environmental Department  
Resource Circulation Division  
TEL 048-228-5370



cut out



## How to Read the Household Garbage Collection Day Quick Chart

**Days listed on the Collection Day Quick Chart on P.24-P.27 indicate the order the day occurs in the month.**

For example “3rd Wednesday” means that month’s third Wednesday.

On the example calendar, this falls on the 15th. Likewise, “3rd Sunday” means that month’s third Sunday. so in this case, it falls on the 20th. Please pay attention that even when they are both called “3rd \_\_\_day, it might falls on different week.



All you need to check each month is which number it falls on!

These 3 days (29th, 30th, 31st) are the “5th \_\_\_day” (5th week), so there is no collection of recyclable garbage (except plastic containers and packaging).

(Example Calendar)

Sun	Mon	Tue	Wed	Thu	Fri	Sat
.	.	.	1	2	3	4
5	6	7	8	9	10	11
12	13	14	15	16	17	18
19	20	21	22	23	24	25
26	27	28	29	30	31	.

### Other Important Notes

- ① Garbage is collected on holidays as well (including observed holidays. except for the New Year holiday)
- ② During the 5th week of the month (the 29th, 30th, and 31st on the example calendar), we will collect regular garbage, hazardous garbage, and plastic containers and packaging. Other recyclables are not collected.



# Did you know about this handy service?

## Garbage Sorting Guide App.



Supporting in 9 languages  
Japanese, English, Chinese, Korean,  
Spanish, Portuguese,  
Tagalog, Vietnamese, Turkish  
(From mobile phones aside from smartphones,  
language service is limited to Japanese and English)

Check collection days in your area

Search for details on sorting  
and taking out by type



Scan the QR code  
or access  
the address below!

URL <https://kawaguchi-gomimaru.jp>

Add it to your bookmarks or  
put it on your home screen  
for your convenience.



## Household Garbage Collection Day Notification Email Service >>>



You will receive an email based on where you live. Japanese text only.

1. **End of the month...** Notification of next month's pickup days for regular garbage, hazardous garbage, and recyclable garbage
2. **The day before collection day ...** Notification of collection for glass bottles and beverage cans, metals and paper, and PET bottles and textiles



You can register by scanning the QR code  
or going to the address below!

URL <https://gomimaru-mail.jp/>



**Kawaguchi City  
official LINE account**

This service uses **AI (artificial intelligence)** for "garbage separation searches" and provides household garbage collection schedule, how to sort and take out each garbage, and notifications.

### To add in your Friend lists via QR code

Open "Add Friends" of LINE App. → tap "QR code" and scan the "QR code" on the right to add on your Friend lists.

### To add in your Friend lists via ID search

Open "Add Friends" of LINE App. → tap "Search" and enter LINE ID on the right to add on your Friend lists.

**Japanese text only  
Please add us as a friend**



LINE ID

@kawaguchi\_city

# Items to be taken out at the Regular Garbage Station

**Ex.** Items must be shorter than 40 cm on one side.



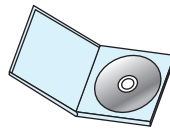
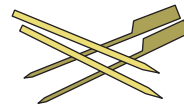
Kitchen garbage



Toothbrush



Manicure

CDs and DVDs  
(including cases)Bamboo skewers,  
etc.

Please wrap them  
in paper, etc.,  
for safety.



Handbags



Shoes



Photos



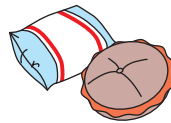
Albums



Buckets

Toy  
(batteries-removed)

Stuffed toys

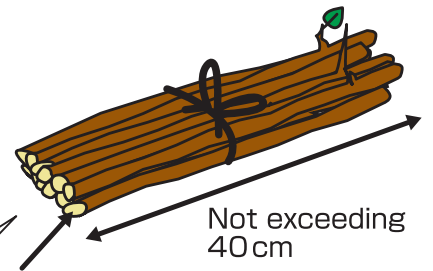
Pillows and cushions  
(not exceeding 40 cm  
on one side)Hangers  
(non-metal)

Clear or  
semi-clear bag



**Squeeze food  
waste drain  
the water to reduce  
the garbage weight**

Tie pruned branches up with string  
and take them out unbagged.



Not exceeding 40 cm  
Not exceeding 10 cm in diameter


## Warning

Wrap "fragile" items in paper, etc., place it in a bag, mark it as "fragile" and take out the bag separate from other garbage. We appreciate your cooperation in preventing damages and injuries on garbage collectors.

**Ex.**



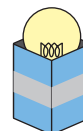
Ceramics, etc.

Glass material  
cups, etc.

Window pane (under 40cm)



Mirrors

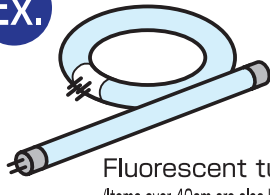
Light bulbs  
(including LED)

Clear or  
semi-clear bag

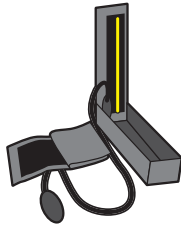
# Items to be taken to the Regular Garbage Station

## Hazardous Garbage

Ex.



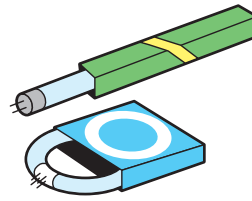
Fluorescent tubes  
(Items over 40cm are also hazardous garbage.)



Mercury blood pressure meters



Mercury thermometers



(Mercury thermometer wrapped in newspaper)

※Long fluorescent lights do not need to be placed in a bag.



Clear bag

**Warning**

Mercury is a dangerous substance. Place objects containing mercury in a box or wrap them in paper, label “有害ごみ” (hazardous garbage), and put it in a bag so that it does not get mixed with regular garbage.

7

Hazardous garbage Plastic containers and packaging

## Plastic Containers and Packaging

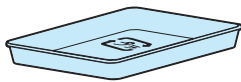


Containers with a mark


**Warning**

- Containers with no mark, containers with the mark but **cannot be cleaned should be taken out as regular garbage.**
- Do not include lithium ion batteries from power bank, e-cigarette, other electronic devices.
- Does not include items that contain materials other than plastic.

Ex.



Food trays



Eggs cartons



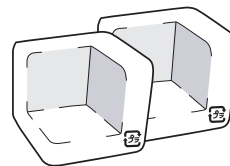
Candy bags



PET bottle caps and labels



Plastic shopping bags



Styrofoam

※Materials with no Plastic mark must be cut into pieces less than 40 cm sides before taking out as regular garbage.



Clear bag

**Warning**

Plastic materials with no  mark should be taken out as regular garbage.

Ex.



Toys



CD, DVD




Used lighters etc.

- Please wrap insulin syringes, etc. used for home medical care in paper and dispose of them as general garbage.

7

# Items to be taken out to the Recyclable Garbage Station


## PET Bottles



**PET**  
Find this mark

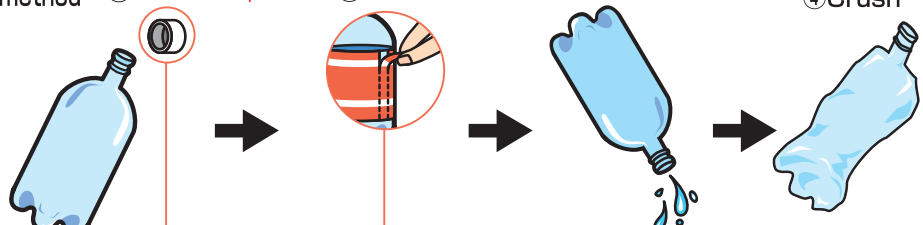
**Containers without marks and containers with marks that cannot be cleaned should be disposed of with regular garbage**

PET bottles from beverage, alcohol, seasonings, etc



**Disposal method**



- ① Remove a cap
- ② Remove the label
- ③ Rinse out
- ④ Crush



**Clear bag**


Plastic cap goes to plastic garbage, aluminum cap goes to metal garbage.  
Please follow the instruction on the label as to the disposal of the removed label.

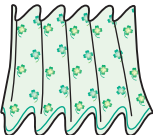

Warning

- Do not put in objects like cigarette butts or straws.
- Items which cannot be cleaned off go to regular garbage. (Please mark them as regular garbage in such cases.)
- Large plastic bottles for water dispenser go to regular garbage.

## Textiles




Clothing      Bed sheets      Curtains      Blankets

Warning


- Textiles take out on a rainy day tend to get moldy and cannot be recycled, so please take them out on the next collection day.
- Heavily soiled items go to regular garbage (Please mark them as regular garbage in such cases.)



**Clear bag**

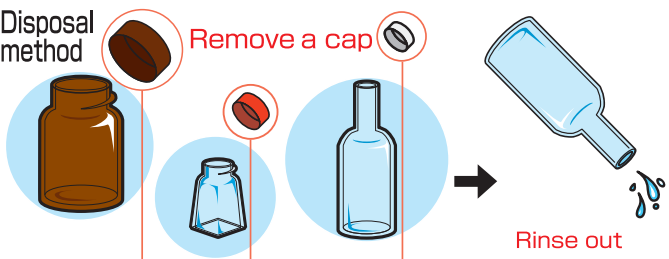
## Glass Bottles

Glass bottles for beverages, alcohol, spices, makeup, etc.



**Disposal method**

Remove a cap




Rinse out


Plastic cap goes to plastic garbage. Cork cap goes to regular garbage. Metal cap goes to metal garbage.

Warning

- Do not put in objects like cigarette butts.
- Preferably return beer and 1.8 l. sake bottles to the store from which you purchased them.
- Items which cannot be cleaned off go to regular garbage. (Please mark them as regular garbage in such cases.)



**Clear bag**






# Items to be taken out to the Recyclable Garbage Station

## Beverage Cans

Beverage cans only



Rinse out



Clear bag

**Warning**

- Do not put in objects like cigarette butts.
- Food cans and spray cans go to metal garbage.



Ex.



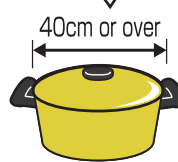
Cans from canned food (rinse out)



Teakettles



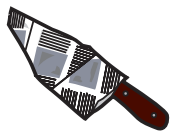
Milk cans



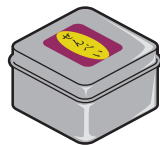
Pots



Frying pans



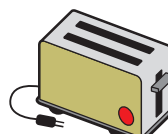
Kitchen knives (wrap in newspaper, etc.)



Candy canisters



Rice cookers



Toasters



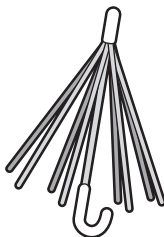
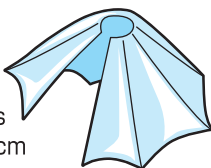
Telephones




Clear bag

(under 40cm)

Umbrellas (Can be taken out even if it is longer than 40 cm in length)



① Separate the cloth or vinyl fabric (regular garbage) and frame (metals)



② Tie with string



Place at the Recyclable Garbage Station unbagged



Spray cans



Check that it makes no sound when shaken



Do not puncture the can. It may expose you to danger.

- Spray cans must be completely emptied (until it makes no sound when shaken) before disposal.
- Removal cap must be removed. Please follow the instruction on the spray can for cap disposal.

**Warning**

Please remove batteries, etc. from appliances (includes rechargeable ones).

If you cannot remove the battery, please insulate the terminals with tape, etc. prior to disposal. Private operators also offer home collection of PCs, etc. (→ P.18)

Please contact JBRC for the collection of removed batteries. (→ P.11)

Used mobile phones should be returned to the vendor or taken out in the used phone collection boxes placed at City Hall, its branch offices, libraries, recycling centers, etc.

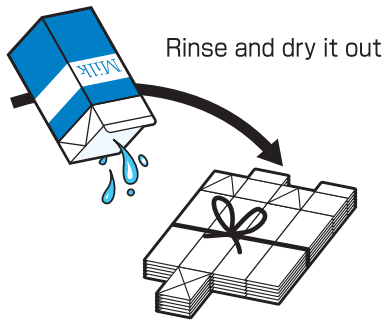
(Do not forget to erase all the data from electronic devices before taking out. Electronic devices to protect your personal data.)

9

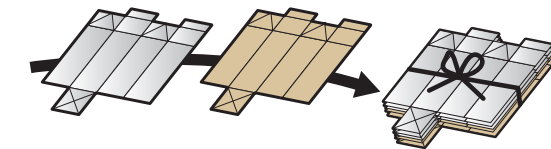
Beverage cans Metals

9

# Items to be taken out to the Recyclable Garbage Station



## Paper cartons



Recycled paper products (brown paper items) or items with aluminum foil lining must be taken out as **paper containers and packaging**.

Tie in a bundle with string




## Newspapers



Textbooks and notebooks



Magazines



Comic books and novels



Ad inserts and flyers



Pieces of paper for writing or drawing



Tie in a bundle with string

## Magazines and misc. paper

### Items that should be taken out as regular garbage

Envelopes with adhesive substance on them, plastic coated paper, oiled paper, photos, heat-sensitive paper, waterproofing paper, carbon paper, carbonless paper, tissue paper, toilet paper, disposable diapers, and paper of which smell could not be get rid of must be taken out as regular garbage.



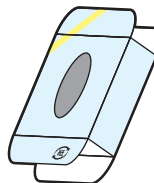
Tie in a bundle with string



Candy and cigarette boxes

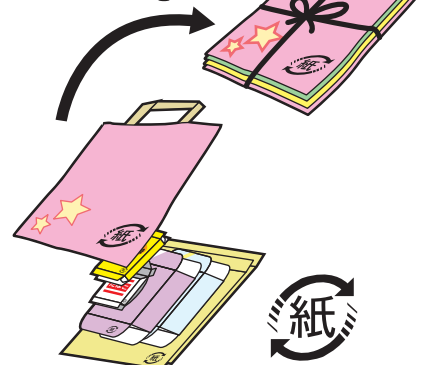


Paper bags



Tissue boxes

Tie in a bundle with string



## Cardboard

## Paper Containers and Packaging



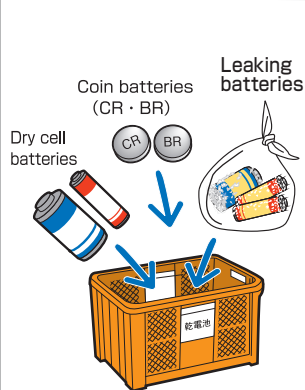
- Please do not use adhesive tape such as packing tape.
- Smooth recycling process will be hampered by wet items. so in case of rain, please wait till the next collection day for taking out.
- Heavily soiled or oil-stained items go to regular garbage (In that case, place the items in a clear or white semi-clear bag and mark as regular garbage.)

## About Recycling Identification Marks



These identification marks are defined by the Law for Promotion of Effective Utilization of Resources, and help consumers to sort and dispose of garbage.

## Dry cell batteries• Disk batteries



Battery Recycling Box

### ◎ Disposal method

- Please take them out un-bagged
- Only batteries that are leaking can be take out by putting in a bag.

How to take out them in the special boxes placed at the following facilities.

#### Facilities with Battery Recycling Boxes

- City Government Building No. 1
- Bureau of Education Building
- Second Building
- Bureau of Waterworks Building
- Hatogaya Government Office
- City Hall Branch Offices
- Kawaguchi Station Administrative Center
- Higashi-Kawaguchi Ekimae Administrative Center
- Nishi-Kawaguchi Station Liaison Office
- Warabi Station Liaison Office
- Community Centers
- Chuo Fureaikan Hall
- Libraries
- Sports Centers
- Aoki-cho Park Comprehensive Athletic Field
- Sports and Martial Arts Center
- Tozuka Environmental Center
- Hatogaya Sanitation Center
- Recycle Plaza (Asahi Environmental Center)
- Collection Service Division (Aoki Collection Office)
- Public Health Center
- Land Rezoning Association Promotion Office
- Land Rezoning Offices
- Cooperating Town-block Council Halls
- Cooperating supermarkets
- Other

## Button cell batteries• Rechargeable batteries



The City does not collect button cell and rechargeable (secondary cell) batteries.

### Button cell batteries (SR/PR/LR)

Take them to collection cooperating stores.

Contact the Button Cell Battery Collection Promotion Center for details on the nearest collection cooperating stores.

Button Cell Battery Collection Promotion Center

TEL 0120-266-205

URL <http://www.botankaishu.jp>



### Rechargeable (secondary cell) batteries

Take them to recycle cooperating stores.

Contact the JBRC for details on the nearest participating recycling store.

JBRC

TEL 03-6403-5673


URL <https://www.jbrc.com/>



## How to dispose of CFC gas products

### 1. Example of CFC gas products

Dehumidifiers, chillers and water dispenser, etc containing CFC gas.



### 2. How to check if products use CFC gas

Products containing CFC gas will be labeled with "refrigerant gas", "CFC gas", "R-134a", or "HCFC-22", etc.

### 3. Disposal

- Check with the manufacturer or distributor to see if they offer trade-ins or a collection service.
  - Contact ReNet Japan to request collection and disposal.
- (The total of the length, width and depth of the box containing the product does not exceed 140 centimeters and weight does not exceed 20 kilograms. Charges apply)
- Contact the Saitama Refrigeration and Air Conditioning Industry Association (048-883-7075) to request collection and disposal.(charges apply)

### 4. Items accepted by Kawaguchi City

Only products with a CFC gas removal certificate issued by an operator referred by the Saitama Refrigeration and Air Conditioning Industry Association (048-883-7075) can be accepted.

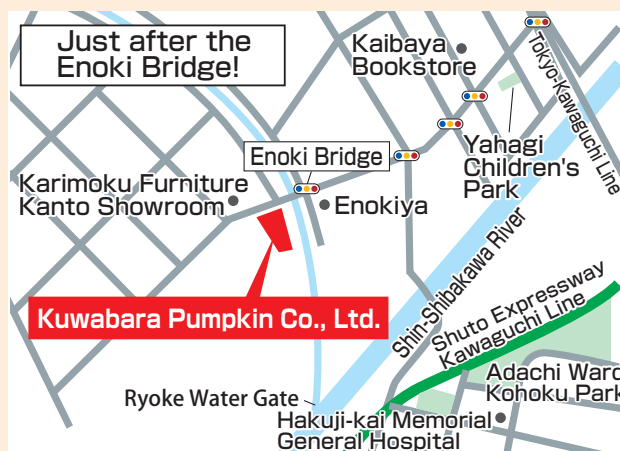
## Are you having problems disposing of your garbage?

Only the following items from households in Kawaguchi City will be accepted.

Only the following 31 items;

Stones, PVC pipes, motorcycles, rubble, roof tiles (Japanese roof tiles only), car parts, concrete rubble, construction waste, fire extinguishers, sand, plaster, plasterboard, washbasins, fireproof safes, tires, solar water heaters, insulating materials, soil, small cultivators, electric mobility scooters, oil drums, sinks, farm equipment, batteries (for bicycles and motorcycles), pianos, blocks, paint (limited to fixed objects), toilet bowls, bowling balls, bathtubs, bricks.

When bringing in your garbage, please bring something to prove that you are a resident of Kawaguchi.



Kuwabara Pumpkin Co., Ltd.

Kawaguchi Wood Recycle 5-14-40 Ryouke, Kawaguchi City

TEL 048-291-8360

◆Hours: 9:00-16:00

(Please note that you may be asked to wait when busy.)  
Closed on Sundays and national holidays.  
Changes in business hours will be posted on the website.

11

Dry cell batteries Notes on garbage disposal

11



# Bulky Waste

**Target** Items over 40cm on one side (furniture, bedding, other)

**To apply** Bulky Waste Application Hotline Collection Service Division TEL 048-251-1111

Monday-Friday (closed on national holidays and New Year holidays) 9:00~17:00

<https://www.sodai-kawaguchi.jp/eco/view/kawaguchi/top.html>



Bulky waste collection requires prior application.

## How to apply via phone



Call the Bulky Waste Application Hotline  
048-251-1111



Operator will ask you and confirm about

- ① Collection day
  - ② Your telephone number, name, address
  - ③ Type of item
  - ④ Number of vouchers you need to prepare
  - ⑤ The place to take out items
- Application complete!**



Purchase the Kawaguchi City Bulky Waste Disposal Vouchers at counters listed below.



Purchase and fill out vouchers



Take items out to the designated location

- ※No postponement for rain.
- ※Do not take out to usual garbage station.
- ※Your presence is not required at pick up time.

- Bulky waste will be collected in three days after your application, except for Saturday, Sunday, national holidays and New Year holidays.
- We appreciate your understanding that lines tend to be crowded the day after holidays.
- Can accept up to 15 items per household each time. Note that there are items that require different disposing method and cannot be accepted by the City. Please check the list of items (P.15-23).
- Applications for some items are not done by Internet.
- Applications for sofa, bed, desk disposal are done only by phone, as the operator needs to know their current condition.
- Application via FAX is available for persons with hearing difficulties.
- Collected items may be recycled and resell to local residents, etc.

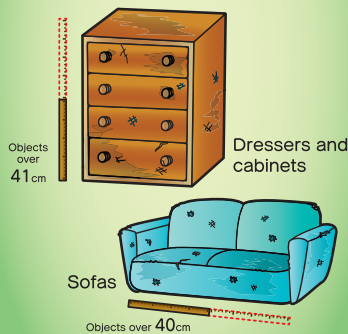
## Collection/Transport Fees and Disposal Fees

Disposal Vouchers cannot be refunded, so please purchase them after the application is completed.

### ① Disposal Vouchers (¥310)



Items over 40cm on one side



※②to⑥are items that require specific disposal methods.

### Facilities selling Disposal Vouchers

- Collection Service Division
- Tozuka Environmental Center
- Hatogaya Sanitation Center
- Kawaguchi Station Administrative Center
- Higashi-Kawaguchi Ekimae Administrative Center
- City convenience store chains
- Members of the Association of Shopkeepers of Kawaguchi City (cooperating shops only)
- Members of the Association of Shopkeepers of Hatogaya Area (cooperating shops only)
- Asahi Environmental Center
- Recycle Plaza
- Accounting Department (City Government Building No. 1, 2F)
- Each branch office, each community center

## The "Specific Waste Disposal Fee" will be changed from April 2025

Items that require specified waste disposal	Current Disposal fee	New Disposal fee
②  Skis (Up to two skis count as one item) Snow boards Surfboards Windsurfing boards	¥310	¥310
③  Accordion curtains	¥930	¥1,240
④  Folding beds	¥1,550	¥2,170
⑤  Spring mattresses	¥1,550	¥3,410
⑥  Electric assisted bed	¥1,550	¥7,440

※Another ¥310 will be charged on the fee above as a transportation fee for home-visit collection

	Collection and transportation fee	Disposal fee	Total fee	Number of vouchers you need to prepare
①	¥310	¥0	¥310	1
②	¥310	¥310	¥620	2
③	¥310	¥1,240	¥1,550	5
④	¥310	¥2,170	¥2,480	8
⑤	¥310	¥3,410	¥3,720	12
⑥	¥310	¥7,440	¥7,750	25

12  
13

Bulky Waste Self-hauling



# Self-Hauling

## Self-hauling of household garbage requires "Prior reservation by phone"

you will **need a reservation** for household garbage self-hauling (the system for residents to bring household garbage directly to the Tozuka Environmental Center, Asahi Environmental Center, and Hatogaya Sanitation Center in their vehicle). Prior reservation by phone.

Residents who would like to drop off their household garbage will need to make a reservation ahead of time before hauling in. Not accepting self-hauling with no prior reservation.

However, it is advisable to take out regular garbage and recyclable garbage to your designated station. Also. Please use home pick-up service for bulky waste disposal. We appreciate your understanding and cooperation and apologize for any inconvenience and difficulties.

**Reservation hotline 050-3146-8953**

**※Reservation on the same day of your self-hauling is not accepted.**

※Monday-Friday (except national holidays and New Year holidays) 9:00~17:00

●Prior reservation is accepted from 2 weeks before till the day before of your desired self-hauling (weekday only).

●One reservation per household. Next reservation is accepted from the day after you have dropped off the garbage.

## Fee is charged for household garbage self-hauling.

Fee for self-hauling is **¥100 per 10 kg (tax included)**. The self-hauling system is available when you need to dispose of a mass of garbage generated from house moving, etc. Please take out garbage generated from everyday activities to the nearest garbage station on the designated day. Also, use our collection service for bulky waste.

● Fee for garbage 10 kg is apply for garbage weighing less than 10 kg.

Afterwards, round upwards fractions of 10 kg in the total weight.

●The above fee does not apply to specific waste\*. A separate fee applies.

※Skis, accordion curtains, spring mattresses, etc. (See P. 12)

	① Tozuka Environmental Center	② Asahi Environmental Center	③ Hatogaya Sanitation Center	Fees
Regular/Hazardous Garbage	9:00~11:30 13:00~16:00	9:00~11:30 13:00~16:00	_____	<b>100yen per 10kg</b>
Recyclable Garbage	_____	9:00~11:30 13:00~16:00	_____	
Bulky Waste	9:00~11:30 13:00~16:00	_____	9:00~11:30 13:00~16:00	See P.12 for disposal fees for Bulky Waste.
Small Animal Carcasses	8:30~11:30 13:00~16:00	8:30~11:30 13:00~16:00	_____	Disposal fee: 4,380 yen per carcass Please contact Collection Service Division (TEL 048-251-1174). Collection/transport fee of 1,140 yen will be charged on this.

※We are not accepting reservations by numbers below.

Please contact "Self-hauling reservation number" above for booking.

### Guide to Self-Hauling Facilities

① Tozuka Environmental Center	Address	290, Tobee Shinden, Kawaguchi City	TEL 048-295-0131
② Asahi Environmental Center	Address	4-21-33, Asahi, Kawaguchi City	TEL 048-228-5300
③ Hatogaya Sanitation Center	Address	3-18-11, Hachimangi, Kawaguchi City	TEL 048-281-5043

※Garbage produced outside Kawaguchi City cannot be brought in. **Please bring the garbage in a private vehicle, after properly sorted out.**

※At receptions, please present proof of your name and address, such as a driver's license, to verify the garbage was produced in Kawaguchi City.

※For safety reasons, please use your own car when bringing items in for disposal. Hauling-in by vehicle for business purpose, or by motorcycle, bicycle, or on foot is not accepted.

※Please note that vehicles can get dirty or damaged. As a result, you are responsible for unloading items from your vehicle.

※Garbage cannot be brought in on weekends or holidays (including observed holidays). For information on collection during the New Year holiday, please check the "Year End/New Year Garbage Collection Notice" distributed with the December issue of Koho Kawaguchi.

※Please see Page 19 for details on commercial waste.

※For instructions on bringing the carcasses of small animals (dogs, cats, etc.),

please contact the Tozuka/Asahi Environmental Center.

**Items that exceed this size in length, width or depth are "bulky waste".**

12  
13

Oversize garbage Self-hauling

13

# Fureai Collection

“Fureai Collection” is a special arrangement provided for the elderly and physically challenged people who have difficulty in taking household garbage out to a designated garbage station.



## Eligible Households

An individual who meets any of the following 3 conditions.

- Individuals over the age of 65 living alone who has been recognized as the care requirement level 1 or higher by the eligibility assessment for Nursing Care Insurance system.
- Individuals living alone with a Disabled Person's Handbook (this condition does not apply if the person's difficulty is limited to hearing problem).
- Other individuals approved by the Mayor.

## Collection

Place garbage outside the front door of your home by 8:30AM on garbage collection day, and it will be collected from your front door. Types of garbage accepted are regular garbage, recyclable garbage, hazardous garbage, and dry cell batteries.

※ Call-on -safety-confirmation service is also available on request.

※ Large amounts of waste from major cleanups, etc. cannot be collected.

## How to Apply

Please contact the Collection Service Division first. Then, either the person himself/herself or a proxy (care-manager, etc.) submit a Kawaguchi City Fureai Collection Application form along with a copy of Nursing Care Insurance Certificate or Disabled Person's Handbook to the Collection Service Division. After receiving the application, a staff member will visit the home of the applicant and confirm that their condition prevents them from taking out garbage before determining whether or not to approve service.

◎Application Submission and Inquiry

Collection  
Service Division

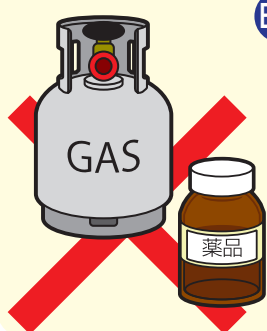
Address 3-16-1 Aoki, Kawaguchi City  
Aoki Collection Office

TEL 048-251-1174

# Items not Collected by the City or Accepted at Disposal Facilities

※Please contact respective operators (manufacturers, distributors, etc.) for instructions on proper disposal.

- 1 Items that are hazardous or produce an offensive odor



**Ex.** Gas cylinder, petroleum substance, industrial chemicals, agricultural chemicals, explosives, printing ink, developing solution, automobile fuel additives, car batteries, tarpaulin, etc.


- 2 Automobiles, automobile parts, tires, motorcycles (including mopeds), motorcycle parts, etc.

## Motorcycle Recycling



Distributors displaying a sign indicating that they handle discarded motorcycles  
Motorcycle Recycling Call Center  
TEL 050-3000-0727

- 3 Items that require specific disposal method  
Items that may interfere with the management or operations of disposal facilities



**Ex.** Please contact the operator directly to inquire about items they can collect, such as fireproof safes, blocks, stones, piano, toilet bowl, kitchen sink, small cultivators and plaster, etc.

See P.11 for details →

- 4 Waste and discarding fittings generated from extension and reconstruction

※Please contact respective dealers or qualified disposal companies.

**Ex.** Toilet bowls, bathtubs, washing stand, built-in dishwashers, ovens, gas cooktops, etc.

- 5 Industrial waste

20 types that are specified by the law. See P.19 for details →

- 6 Infectious medical waste

※Used injection needles for home medical treatment can be discarded as "regular garbage" if properly processed according to hospital instructions. Please do not discard these mixed together with plastic containers and packaging or PET bottles.

- 7 TVs (CRT, LCD, plasma types, OLED)

Electric refrigerators and freezers, electric washing machines, air conditioners, tumble dryers See P.16-17 for details →

- 8 PCs



See P.18 for details →

- 9 Button cell and rechargeable (secondary cell) batteries See P.11 for details →

## ※Providing false information and other forms of misconduct

Items used for business purposes may not be brought in under the guise of household waste. Please note that we may not accept items based on the type of item and what it was used for.

# Fire Extinguisher Recycling

Please dispose of them by any of the following methods.



Take directly to a designated service center or designated collection center.

For information on service centers near you, consult the Fire Extinguisher Recycling Promotion Center  
TEL 03-5829-6773  
<https://www.ferpc.jp/>



Request collection via Yu-Pack

Yu-Pack Call Center

(Eco-Cycle Center)

TEL 0120-822-306

<https://www.ferecycle.jp/>

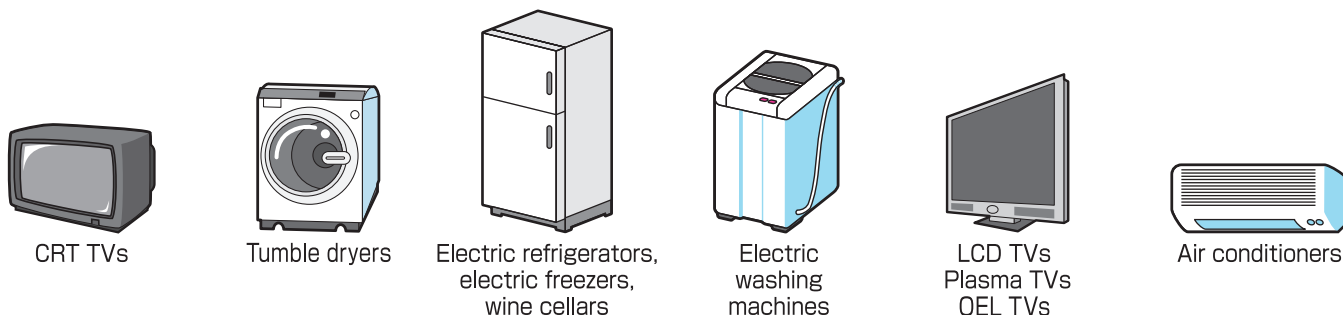
Please check the rates by calling the above phone number or visiting the above website.



# Items Subject to the Home Appliance Recycling Law ~Not Accepted by the City~

Please note that under the Home Appliance Recycling Law, Kawaguchi City is promoting proper collection/recycling of specific home appliances. In this regard, the following items are not collected or accepted at disposal facilities.

※ Disassembled parts of the following items are also not accepted.



## 1 Disposal method

Did you replace it with a new one?

Yes

Ask the retailer you purchased the item at for disposal.

After paying the recycling fee at a post office, bring the item yourself to the designated collection site (→ Item 3 on page 17)

Please check designated collection sites in 3, on P.17, or "Home Appliance Recycling Coupon Center." (TEL 0120-31-9640, website: <https://www.rkc.aeha.or.jp>).

Yes

Yes

No

Know the retailer you purchased the discarding item at.

No

Yes

Can you transport it yourself?

No

- Contact a Kawaguchi City licensed general waste collection and transport company (→ Item 4 on page 17)
- Consult your local appliance retailers
- Contact ReNet Japan to request collection (Applications and inquiries → page 18)

## 2 Fees

◎ Bringing items to designated collection sites yourself

⇒ ① Recycling Fee only

◎ When asking a home appliance retailer, a Kawaguchi City general waste collection and transportation company or ReNet Japan

⇒ ① Recycling Fee + ② Collection and Transport Fee

① Recycling Fee Examples (tax not included)      ※The fee may vary slightly depending on the maker.

Air conditioners	CRT TVs		Electric refrigerators and freezers		Electric washing machines Tumble dryers
	LCD TVs/Plasma TVs/ TVs (OEL)				
¥900	15 in. or under	16 in. or more	170 l. or under	171 l. or more	¥2,300
	¥1,700	¥2,700	¥3,400	¥4,300	

② Collection/Transport Fee

The fee for hauling applicable items varies depending on the appliance retail store or Kawaguchi City licensed general waste collection and transportation company.

Please do not use unlicensed collection companies driving around neighborhoods or soliciting via flyers, etc.  
Troubles with these unlicensed companies and illegal dumping, etc. are reported.





### 3 Designated Collection Sites listed sites around Kawaguchi City

	Company name	Assress	Telephone	FAX
Saitama Prefecture	SENKO Co., Ltd.	2-3-41 Edobukuro, Kawaguchi City	048-283-4611	048-283-4614
	Morita Unso Co., Ltd. Metropolitan Area Office	1012 Kamiokubo, Sakura-ku, Saitama City	048-749-1071	048-749-1589
	SBS-Sokuhai Support Co., Ltd. Iwatsuki Depot	1529-1 Magome, Iwatsuki-ku, Saitama City	048-748-5304	048-748-5305
	Nittsu Saitama Unyu Co., Ltd. Iwatsuki Office	5-2-19 Ueno, Iwatsuki-ku, Saitama City	048-796-0846	048-796-0878
	Sanwa Trans Net Co., Ltd. Soka Office	216-2 Kakinokicho, Soka City	048-950-8871	048-950-8878
Tokyo	Johsho Transport Co., Ltd.	4-3-18 Minami-Hanahata, Adachi-ku	048-5851-8044	048-5851-8045
	Toa Porter Line Co., Ltd. Itabashi Recycling Center	1-17-2 Funado, Itabashi-ku	03-5914-6440	03-5914-6441

### 4 The list of Kawaguchi City licensed general waste collection and transportation companies (for household appliances, contact companies with a ○ mark.)

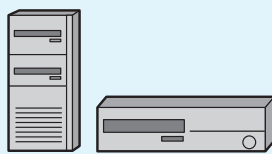
Home appliances	Company name	Address	Telephone
○	Ugawa Shoji Ltd.	3-3-7 Naka-Aoki, Kawaguchi City	048-255-5383
○	Kimura Shoji Ltd.	5-5 Tozukahasami-cho, Kawaguchi City	048-296-1567
○	Kanbara-Kosan Co., Ltd.	5-13-24 Kami-Aoki-Nishi, Kawaguchi City	048-265-7981
	Izuka Shoji Ltd.	2-10-16 Yanagisaki, Kawaguchi City	048-269-3211
	Kanamoto Shoji Ltd.	5-23-21 Kami-Aoki, Kawaguchi City	048-265-7167
○	Kawaguchi-Eisei Ltd.	2-11-3 Angyo-Dewa, Kawaguchi City	048-294-0794
○	Kinoshita Shoji Ltd.	4-15-21 Akai, Kawaguchi City	048-283-7343
○	Yahagi Shoji Ltd.	172 Ooaza Ikari, Kawaguchi City	048-266-0502
○	Kinkai-Seisou Shoji Ltd.	3-7-15 Nishi-Aoki, Kawaguchi City	048-251-4001
○	Azuma-Unyu Co., Ltd.	758-1 Ooaza Nishi-Tateno, Kawaguchi City	048-298-0011
○	Kankyo-Eisei Co., Ltd.	1595-6 Ooaza Higashi-Hongo, Kawaguchi City	048-298-2602
	Nihon Environmental Management Co., Ltd.	3-21-31 Sakura-cho, Kawaguchi City	048-288-7122
	SCS Co., Ltd.	1-26-36 Maekawa, Kawaguchi City	048-262-4140
	Sugita Shoten Ltd.	263-7 Ooaza Higashi-Hongo, Kawaguchi City	048-283-7590
	Sogo-Service Co., Ltd.	3-32-9-108 Tozuka-Higashi, Kawaguchi City	048-297-5711
	Takahashi-Sansho Co., Ltd.	1-4-29-405 Tozuka, Kawaguchi City	048-287-3951
○	Nishimoto-Shouji Co., Ltd.	396-1 Ooaza Nishi-Araiijuku, Kawaguchi City	048-284-9960
○	Ecologiec Co., Ltd.	738-1 Ooaza Kizoro, Kawaguchi City	048-299-9854
○	Matsumoto Co., Ltd.	2-6-25 Haematsu, Kawaguchi City	048-286-3916
	Toyama-Shigyo Co., Ltd.	4-7-34 Yanagisaki, Kawaguchi City	048-269-8618
○	Teruyama Shoji Ltd.	1-18-15 Honbasu, Kawaguchi City	048-284-4974
	Toubu-Sankou Co., Ltd.	1-18-21-801 Kami-Aoki-Nishi, Kawaguchi City	048-257-4100
○	Recycle-Jigyodan Co., Ltd.	2280-2, Oaza-Angyohara, Kawaguchi City	048-948-6991
	Taisei Sangyo Co., Ltd.	1-19-7-A103 Ryoke, Kawaguchi City	048-224-3651
○	Dotetsu Shoji Co., Ltd.	4-21-38 Asahi, Kawaguchi City	048-222-4568
	KMR Ltd.	5-5 Tozukahasami-cho, Kawaguchi City	048-222-2234
	Kanayama Shoji Co., Ltd.	1324-5 Ooaza Angyoryo-Negishi, Kawaguchi City	048-281-7191
○	MST Company, Co., Ltd.	41-13-10 Kitazono-cho, Kawaguchi City	048-269-7370
	Nakamura Shoji Ltd.	1-34-12 Minami-Hatogaya, Kawaguchi City	048-281-1973
○	Shoei Kogyo Ltd.	333-1 Ooaza Akashiba-Shinden, Kawaguchi City	048-296-4311
○	Tobe-Shoji Co., Ltd.	787-2 Ooaza Nishi-Tateno, Kawaguchi City	048-271-9700

31 companies total (as of April 1, 2024) Contact Resource Circulation Division(048-228-5370)

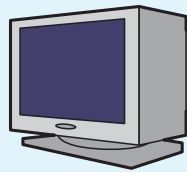
16  
17  
TVs, refrigerators and freezers, washing machines, clothes dryers, and air conditioners

Computers for personal use **are not collected or accepted at disposal facilities.**  
Please dispose of them in the following manner.

## Applicable Devices



Desktop PC units



LCD monitors  
CRT displays



Laptops

## Disposal method

Computers collected  
by the manufacture



Manufacturers will collect  
computers with computer  
recycling marks for free of charge.  
Contact the PC3R Promotion  
Association for details.

URL <https://www.pc3r.jp/>  
Contact TEL 03-5282-7685



Computers collected  
by private businesses  
(Free of charge when it includes  
the computer main unit)



Businesses certified by the Ministry of the Environment  
that have signed a contract with Kawaguchi City  
will collect them via a delivery service.

▼See the diagram below▼

※Collection for cathode-ray tube(CRT) monitors  
charges 3,300 yen per monitor

## Collection of PCs and Small Appliances by Package Service

### At-home pickup by package service

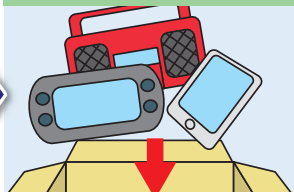
After application items will be picked up at your home at the requested date and time  
(365 days a year, earliest pick-up will be on the following day.)

#### 1 Apply



Accept applications  
vis on-line only.

#### 2 Pack



A number of items is not limited as long as  
they can be put in a cardboard box  
(size : L+W+H up to 140 cm, weight under 20 kg.)

#### 3 At-home pickup



Staff will come to pick-up on your  
requested date & time  
(earliest will be on the following day of application)

#### Payment Methods

**Credit card**  
Internet banking payment  
**Cash**  
Pay upon collection  
additional fee is charged)

PC and almost all the home electric appliances are collectable.

※This service does not include the four items specified by Home Appliance Recycling Act,  
and dry cell batteries, stoves using oil, petroleum, kerosene, etc.

### Applicable items

Medium-sized  
household  
appliances




Microwave  
ovens



Vacuum  
cleaners



Printers



Air purifiers

Small household  
appliances



Electric  
razors/clippers



Game  
consoles



Portable  
music players



e-book  
devices



Headphones/  
Earphones



Electronic accessories  
(AC adapters, cords, chargers,  
remote controls, etc.)

### Collection fee

Computers = free of charge  
Medium and small-sized home  
appliances, CRT monitors  
= charges apply

※Free of charge when bundled  
with the computer.

Charges will apply to second  
and subsequent boxes that  
do not contain the computer.

※Software to delete PC data is  
available free of charge.

For applications or inquiry,  
please see the  
ReNet Japan Recycle homepage.

ReNet Japan recycle Search

<https://www.renet.jp>



ReNet.jp  
recycle



## Non-household garbage cannot be taken out to household garbage stations!

Household garbage and non-household garbage (※1) are handled differently.

Non-household garbage cannot be taken out to household garbage stations, regardless of type or weight.

(※1) Garbage from profit-making activities at store, offices, factories, and garbage from non-profit-making activities at public facilities, town-block/neighborhood associations, volunteer group.

## How to dispose of non-household (commercial) garbage

There are two types of garbage from businesses (offices, stores, factories, public facilities, etc.): general commercial garbage and industrial waste. Please dispose of general commercial garbage (※2) by following either of the methods below.

(※2) General commercial garbage ... Garbage generated from business activities other than the industrial waste described below. Such as kitchen garbage and waste paper.

Person responsible for disposing of commercial garbage hauls garbage directly to the Asahi Environmental Center or the Tozuka Environmental Center.

※ Disposal fee : 220 yen per 10 kg.


Additionally, the facility differs from types of garbage being brought in.

※ Do not load household garbage and commercial garbage together in the same vehicle.

Contact a Kawaguchi City licensed general waste collection and transport company.

※ Please refer to P. 17 for the above mentioned collectors.

Regardless of the disposal method, please use yellow semi-clear bags and sort recyclable garbage properly.



### Warning

As a rule, the city does not accept industrial waste.

Industrial waste refers to the following 20 types of waste produced by industrial activity.

- ① Cinders   ② Sludge   ③ Waste oil   ④ Waste acid   ⑤ Waste alkali   ⑥ Waste plastic
- ⑦ Waste paper(※)   ⑧ Wood scraps(※)   ⑨ Textile scraps(※)   ⑩ Animal/plant residue(※)
- ⑪ Scrap rubber   ⑫ Scrap metal   ⑬ Glass · Ceramics · Concrete waste   ⑭ Slag
- ⑮ Debris   ⑯ Animal excrement(※)   ⑰ Particles of soot   ⑱ Animal carcasses(※)
- ⑲ Animal-based solid waste(※)   ⑳ Waste generated in the disposing process of ①～⑲

(※) Recognized as industrial waste when generated by specific industries, such as construction, publishing, livestock farming, etc.

### Contact Information for Inquiries about Industrial Waste

- For those seeking a disposal company   Saitama Environmental Industry Promotion Association, Inc.   <https://saitama-sanpai.or.jp>
- For questions about industrial waste   Industrial Waste Management Division   TEL 048-228-5380

# Kawaguchi City Handy Household Garbage Sorting Guide

The main types are listed in Japanese syllabary order.

## ☆ Sorting Type

1 ... Regular garbage	5 ... Glass bottles	9 ... Textiles	13 ... Cardboard
2 ... Hazardous garbage	6 ... Beverage cans	10 ... Paper cartons	14 ... Paper containers and packaging
3 ... Dry cell batteries	7 ... Metals	11 ... Newspapers	15 ... Plastic containers and packaging
4 ... Bulky waste	8 ... PET bottles	12 ... Magazines and misc. paper	16 ... Items not accepted by the city

Type	☆	Disposal Details
あ Irons	7	
Accordion curtains	4	See Page 12 for disposal fees.
Oil	1	Please soak up with cloth, etc., to prevent leaking before disposal.
Oil containers	metal 7 plastic 15	Items which cannot be cleaned off go to regular garbage.
Albums (for photos)	1	
Aluminum foil	7	Items which cannot be cleaned off go to regular garbage.
い Stones	16	Contact a vendor or dealer.
Clothing storage boxes	4	Each box is treated as 1 item. If you are discarding more than one, please do not stack them together.
Chairs	4	
Clothing	9	Heavily soiled items should be disposed of with regular garbage.
Tumble dryers	16	These items are subject to the Home Appliance Recycling Law. See Page 16-17.
う Windsurfing boards	4	See Page 12 for disposal fees.
Flower pots	metal 7 non-metal 1	Items over 40cm go to bulky waste. Please remove the dirt.
Inflatable rings	1	
Timber decking	16	
Down quilts	4	Please tie them with string or place them in a bag.
え Air conditioners	16	These items are subject to the Home Appliance Recycling Law. See Page 16-17.
Aerosol cans	7	Please empty the contents completely before discarding.
AC adapters	7	
Paints (for craft)	1	
Electric organs	4	
Extension cords	7	Please tie securely and dispose of as metals if under 40cm, or as bulky waste if over 40cm.
Pencils	1	
お Motorcycles (Motorized bicycles (bicycles with electric motors))	16	Please return it to the vendor. See Page 15.
Toaster ovens and multifunction microwave ovens	7	Items over 40cm are oversize garbage.
Toys	1	Items over 40cm go to bulky waste. Please remove dry cells or batteries, etc., if removable.
Folding beds	4	See Page 12 for disposal fees.
Organs	4	
Thermometers	1	Those containing mercury are hazardous garbage.
か Curtains	9	Accordion curtains go to bulky waste. See Page 12 for disposal instructions and disposal fees.
Carpets	electric 4	

Type	☆	Disposal Details
か Carpets non-electric	1	Items over 40cm go to bulky waste.
Carport	16	
Heating pads (disposable pocket warmers)	1	
Mirrors	1	Items over 40cm go to bulky waste.
Umbrellas (including folding types)	7	Metal ribs go to metals even it exceeds 40 cm in length.
	1	Parts made from cloth, etc., go to regular garbage. (Please always separate them.)
Humidifiers	7	Items over 40cm go to bulky waste.
Candy bags and containers	paper 12 plastic 15	Items which cannot be cleaned off go to regular garbage.
Gas cookers (gas stoves, gas hotplates)	7	Items over 40cm go to bulky waste.
Gas cylinders	16	Please return LP gas cylinders to the vendor.
Gas cartridges	7	Please empty the contents completely before discarding.
Gasoline	16	Contact a vendor or dealer.
Box cutters	1	Blade tips go to metal.
Handbags	1	Items over 40cm go to bulky waste.
Flower vases	1	Please wrap in paper, mark as "fragile," and place apart from other regular garbage.
Paper diapers	1	Flush excrement down the toilet.
Paper bags	14	
Cameras	7	
Glass (excluding construction waste)	1	Please wrap in paper, mark as "fragile," and place apart from other regular garbage. Items over 40cm go to bulky waste.
Leather jackets	9	
Cans	for beverages 6 not for beverages 7	No need to separate aluminium and steel cans.
Dryers (clothing)	16	These items are subject to the Home Appliance Recycling Law. See Page 16-17.
	button and rechargeable 16	See Page 11.
Dry cell batteries	others 3	Please deposit them in the special battery recycling boxes placed at City Hall, city branch offices, and community centers, etc. Please consult Page 11.
き Wood	1	If it is less than 10 cm in diameter, cut them under 40 cm each and tie them in a bundle. (Please do not place in bags).
	4	Branches of 10 - 50 cm diameter must be cut under 120 cm in length.
	16	Trunks over 50 cm in diameter cannot be hauled-in. Split lengthways and follow the rules above.

Some items not listed in the sorting guide are not accepted. Please contact the Resource Recycling Division for the classification of items that are not listed. The numbers in the ☆ column refer to the categories listed at the top of page 20.



Type	☆	Disposal Details
木	Wood	Other wood
	1	Under 40cm in length and 10cm in thickness (10cm in diameter, or 10cm square).
	4	If a dismantled item cannot be identified in its original form, it may be considered construction waste.
	16	Construction waste, such as scraps generated from the demolition, renovation, or reconstruction of buildings like warehouses, cannot be brought in. Please have a specialized contractor dispose of it.
	7	Items over 40cm go to bulky waste.
	7	Items over 40cm go to bulky waste.
	9	
	12	
	10	
	16	See a vendor or dealer.
火	fireproof	16
	portable	7
<	Bicycle pumps	7
	Air purifiers	7
	Cooler boxes	1
	Shoes	1
	Cushions	1
		Items over 40cm go to bulky waste.
け	Fluorescent tubes	2
	Portable fan	7
	mobile telephones	7
	Wool items (clothing)	9
	Gaming consoles	7
	Cosmetics containers	5
	glass bottles	5
	plastic	15
	Blood pressure gauge	2
	digital type	7
こ	Motorized bicycles (scooters)	16
	Coin batteries	3
	Overcoat	9
	Goza matting	1
	Kotatsu heaters	4
	Cups	14
	paper	14
	metal	7
	others	1
		Please wrap in paper, mark as "fragile," and discard separately from other regular garbage.
さ	Golf clubs	4
	Golf bags	4
	Concrete	16
		See a vendor or dealer.
さ	Surfboards	4
	Magazines	12
		Please consult Page 12 for disposal fees.

Type	☆	Disposal Details
さ	Zabuton floor cushions	1
	Legless chairs used on tatami	4
	Tricycles	4
し	Sheets	9
	CDs (and DVDs)	1
し	CD players	7
	Magnets	1
し	Bicycles (including electric assisted ones)	4
	Automobile parts	16
し	Mechanical pencils	1
	Photos	1
し	Shampoo containers	15
	Rugs	1
し	Fire extinguishers	16
	See Page 15.	
し	Light fixtures	7
	metal	7
し	others	1
	Items over 40cm go to bulky waste.	
し	Soy sauce containers	5
	glass bottles	5
し	PET bottles	8
	Food trays	15
し	Dishwashers	4
	Built-in dishwashers will not be accepted	
し	Tableware	7
	metal	7
し	others	1
	Please wrap in paper, mark as "fragile," and place apart from other regular garbage.	
し	Dehumidifiers	4
	See p. 11 for refrigerant gas products	
し	Newspapers	11
す	Water bottle	7
	metal	7
す	others	1
	Items over 40cm go to bulky waste.	
す	Rice cookers	7
	Items over 40cm go to bulky waste.	
す	Suitcases	1
	Empty the suitcase and do not lock it. Items over 40cm go to bulky waste	
す	Skis	4
	See Page 12 for disposal fees.	
す	Ski wear	9
す	Ski boots	1
	Items over 40cm go to bulky waste.	
す	Bamboo blinds	1
	Please tie them securely and dispose of as regular garbage if it under 40 cm in length, or as bulky waste if over 40cm.	
す	Stoves	4
	Ensure stoves do not contain kerosene	
す	Stockings	1
す	Sand	16
	See a vendor or dealer.	
す	Snow boards	4
	See Page 12 for disposal fees.	
す	Drain boards	4
	General waste if less than 40 cm	
す	Spring mattresses	4
	See Page 12 for disposal fees.	
す	Spray cans	7
	Please empty the contents completely before discarding.	
せ	Sanitary products	1

Type	☆	Disposal Details
<b>せ</b> Petroleum	16	Please return it to the vendor.
Ceramics	1	Please wrap in paper, mark as "fragile," and place apart from other regular garbage.
Cement	16	Contact a vendor or dealer.
Washing machines	16	These items are subject to the Home Appliance Recycling Law. See Page 16-17.
Electric fans	7	Items over 40cm go to bulky waste.
<b>そ</b> Vacuum cleaners	4	If the hose can be detached from the main unit and both are under 40cm, in length, take out the main unit as metal garbage and the hose as regular garbage.
Sofas	4	
<b>た</b> Thermo meters	containing mercury 2	Please place it in a box or wrap in paper, and mark as "hazardous garbage" before discarding.
	digital type 7	Please remove the batteries.
Scales	7	Items over 40cm go to bulky waste.
Tires	Bicycle 1	Tie them securely and take out as regular garbage if it under 40 cm in length, or as bulky waste if it over it.
	Automobile/Motorcycle 16	Contact a vendor or dealer.
Tire chains	metal 7	Tie them up securely before taking out.
	Other materials 4	
Tabletop gas cooker	7	Items over 40cm go to bulky waste.
Tatami mats	4	Accept self-hauling up to 6 tatamis per day. In case of needing to dispose of them more than 6, cut a mat into quarters. Up to 6 can be taken out at bulky waste collection service.
Paper cigarette packages	14	
Eggs cartons	15	
Chest of drawers/wardrobes cabinets	4	
Cardboard	13	
<b>ち</b> Child seats	4	
Tube containers	15	Items which cannot be cleaned off go to regular garbage
Flyers (advertisements)	12	
<b>つ</b> Desks	4	Office-use desks are not accepted.
Stone weights	items made with concrete encased in plastic, etc. 4	Regardless of size, discard as bulky waste.
	made of plastic only, etc. 1	Items over 40cm go to bulky waste.
	stone or concrete only 16	Contact a vendor or dealer.
Soil	16	Contact a vendor or dealer.
Nail clippers	7	
<b>て</b> Tables	4	Stone items made from marble, etc., are not accepted.
TVs (CRT, LCD, plasma types, OEL)	16	These items are subject to the Home Appliance Recycling Law. Please consult Page 16-17.
TV stands	4	
Electrical cords	7	Please tie securely and dispose of as metals if under 40cm, or as oversize garbage if over 40cm.
Electric kettles	7	Items over 40cm go to bulky waste.

Type	☆	Disposal Details
Tissue paper boxes	14	
Light bulbs	1	Please wrap in paper, mark as "fragile," and discard separately from other regular garbage.
(including LED bulbs) Those containing mercury go to hazardous garbage		
Electronic cigarette	7	Return it to the manufacturer. We accept items that the manufacturer refused to accept.
Microwave ovens	4	Items under 40cm go to metal garbage
Calculators	1	
Electric assisted beds	4	Contact Page 12 for disposal fees.
Electric toothbrushes	7	
Telephones	7	Items over 40cm go to bulky waste.
<b>と</b> Grinding stones	1	
Kerosene	16	Please consult a vendor or dealer.
Toasters	7	Items over 40cm are oversize garbage.
Clocks	1	Items over 40cm are oversize garbage.
Dryers	7	
Paints	1	Must be soaked up with cloth, etc., and dry it out before discarding
<b>な</b> Knives	7	Please wrap in cloth or paper before discarding.
Pots	metal 7	Items over 40cm go to bulky waste.
	others 1	
Kitchen garbage	1	Please squeeze out liquid to reduce the weight of garbage before discarding.
<b>に</b> Dolls	1	Items over 40cm go to bulky waste.
Doll cases	1	Items over 40cm go to bulky waste.
<b>ぬ</b> Stuffed toys	1	Items over 40cm go to bulky waste.
Cloth scraps	9	
<b>ね</b> Neckties	9	
Clay (for educational material)	1	
<b>の</b> Fertilizer	16	Please return it to the vendor.
Notebooks	12	
Saws (including electric)	7	Items over 40cm go to bulky waste.
<b>は</b> Hard disk drives (external)	7	Please erase all the data before discarding.
Harmonicas	7	
Buckets	metal 7	Items over 40cm go to bulky waste.
	others 1	
Scissors	7	
Personal computers	16	Contact Page 18.
Batteries	16	Please return it to the vendor.
Styrofoam	15	Materials with no plastic mark must be cut into 40 cm sides before taking out as regular garbage.
Fireworks	1	Be soaked in water for 1-2 days before discarding.
Clothes hangers	wire 7	
	plastic・wooden 1	

Type	☆	Disposal Details
♻️ Pianos	electric 4 others 16	Please return it to the vendor.
Video cameras	7	Items over 40cm go to bulky waste.
Video tapes	1	
VCRs	7	Items over 40cm go to bulky waste.
☎️ Fax machines	7	Items over 40cm are oversize garbage.
Fan heaters	4	Ensure stoves do not contain kerosene
Rolls of film	1	
Envelopes	12	Please remove adhesive before discarding.
Forks	7	Plastic and wood items go to bulky waste.
Futons	4	Each futon is treated as 1 item. If you are discarding more than one, please do not bundle them together. Coverlets and futon mats are each treated as 1 separate item. Please remove sheets and covers.
Frying pans	7	Items over 40cm (not including handle) go to bulky waste.
Blinds	metal 7 others 1	Items over 40cm go to bulky waste.
Plant boxes	metal 7 others 1	Items over 40cm go to bulky waste. Please remove the dirt before taking out.
Tarpaulins	4	
Printers	7	Items over 40cm go to bulky waste. Inkjet printers only.
Concrete blocks	16	Contact a vendor or dealer.
⤴️ Beds	4	Extra fee is charged for folding/electric assisted types. See Page 12. Mattresses Not includes mattresses.
Pet litter sand	1	
PET bottles	8	
Strollers/Prams	4	
Belts	1	Metal parts metals.
Helmets	Hard hat 1 full face, Jet helmet 4	
📦 Wrapping paper (paper wrapping)	14	
Wrapping film	15	
Kitchen knives	7	Please wrap in cloth or paper before discarding.
Hoses	1	Please dispose of items under 40cm in length as regular garbage. Over 40 cm in length as bulky waste.
Balls	1	Please deflate as much as possible before discarding.
Ballpoint pens	1	
Thermos bottles	7	Items over 40cm go to bulky waste.
Heated carpets	4	
Hot plates	7	Items over 40cm go to bulky waste.
Polyethylene containers	1	Items over 20L. go to bulky waste.

Type	☆	Disposal Details
Books	12	
🖱️ Mice (for PCs)	7	
Pillows	1	Items over 40cm are oversize garbage.
Massager	4	Items under 40 cm in length go to metal garbage. Home-use products only.
Mattresses	4	Extra fee is charged for spring mattresses. See Page 12.
Cutting boards	1	Items over 40cm go to bulky waste.
🌀 Electric mixers	7	Glass and plastic parts go to regular garbage. If they cannot be removed, please discard with metals.
Sewing machines	7	Items over 40cm go to bulky waste.
🎋 Straw mats	1	Please tie them up securely and take out as regular garbage if it is under 40 cm in length, as bulky waste if it is over 40 cm in length.
👓 Eye glasses	1	
🛏️ Blankets	electric 4 others 9	
Laundry drying poles	4	
Laundry drying racks	4	
Mobile phone batteries	7	Please insulate the terminals by applying tape or other means. There is a fire hazard if disposed of with general waste or plastic containers and packaging.
🍵 Teakettles	7	
💊 Medicines (household medicines)	1	
📶 USB flash drives (for PCs)	7	Erase all the data before discarding.
Yukata robes	9	
🚿 Hot water bottles	metal 7 others 1	Items over 40cm go to bulky waste.
🔥 Lighters	Disposal lighter 1 others 7	Please empty the contents completely before discarding.
Radios	7	Items over 40cm are oversize garbage.
Schoolchild's satchels (RANDOSERU)	1	
📻 Recorders	1	
Remote controls	7	Please remove the batteries.
🏃 Treadmills	4	
🧊 Refrigerators (Including hot and cold storage)	16	These items are subject to the Home Appliance Recycling Law. Please consult Page 16-17.
Record disks	1	
Record players	7	Items over 40cm are oversize garbage.
Picnic sheets	4	Items under 40cm go to bulky waste.
Bricks	16	Contact a vendor or dealer.
🛼 Roller skates (blades)	1	
🎧 Wireless earphones	7	There is a fire hazard if disposed of with general waste or plastic containers and packaging.

※ Most frequent items are listed here. If you have questions in sorting and disposal method of items not listed here, please contact the Resource Circulation Division (TEL 048-228-5370).



# Household Garbage Collection Day Quick Chart

The days of the week on this chart indicate which number of that day of the week in a given month.

**Ex.** 3rd Thursday means the 3rd Thursday of that month.

Garbage is collected on holidays (including observed holidays) according to the normal schedule (except for New Year holiday)

Address			Glass Bottles and Beverage Cans 2 Days a Month	Metals and Paper 2 Days a Month	PET Bottles and Textiles 2 Days a Month	Plastic Containers and Packaging 1 Day a Week	Regular garbage and hazardous garbage 2 Days a Week	
A-I-E-O	Aoki 1 through 5-chome		Every 1st and 3rd Thursday	Every 2nd and 4th Friday	Every 2nd and 4th Thursday		Monday and Thursday	
	Akai		Every 1st and 3rd Thursday	Every 2nd and 4th Friday	Every 2nd and 4th Thursday		Tuesday and Friday	
	Akai 1 through 4-chome		Every 1st and 3rd Thursday	Every 2nd and 4th Friday	Every 2nd and 4th Thursday		Tuesday and Friday	
	Akashiba-Shinden		Every 2nd and 4th Monday	Every 1st and 3rd Tuesday	Every 1st and 3rd Monday		Tuesday and Friday	
	Akayama		Every 2nd and 4th Monday	Every 1st and 3rd Tuesday	Every 1st and 3rd Monday		Tuesday and Friday	
	Asahi 1 through 6-chome		Every 1st and 3rd Thursday	Every 2nd and 4th Friday	Every 2nd and 4th Thursday		Tuesday and Friday	
	Araijuku		Every 2nd and 4th Monday	Every 1st and 3rd Tuesday	Every 1st and 3rd Monday		Tuesday and Friday	
	Arai-cho		Every 1st and 3rd Friday	Every 2nd and 4th Monday	Every 2nd and 4th Friday		Tuesday and Friday	
	Angyo		Every 2nd and 4th Thursday	Every 1st and 3rd Friday	Every 1st and 3rd Thursday		Tuesday and Friday	
	Angyo-Kitaya		Every 2nd and 4th Thursday	Every 1st and 3rd Friday	Every 1st and 3rd Thursday		Tuesday and Friday	
	Angyo-Kichizo		Every 2nd and 4th Thursday	Every 1st and 3rd Friday	Every 1st and 3rd Thursday		Tuesday and Friday	
	Angyo-Koyama		Every 2nd and 4th Thursday	Every 1st and 3rd Friday	Every 1st and 3rd Thursday		Tuesday and Friday	
	Angyo-Jirin		Every 2nd and 4th Thursday	Every 1st and 3rd Friday	Every 1st and 3rd Thursday		Tuesday and Friday	
	Angyo-Dewa 1 through 5-chome		Every 2nd and 4th Thursday	Every 1st and 3rd Friday	Every 1st and 3rd Thursday		Tuesday and Friday	
	Angyo-Tohachi		Every 2nd and 4th Thursday	Every 1st and 3rd Friday	Every 1st and 3rd Thursday	Wednesday	Tuesday and Friday	
	Angyo-Nishitateno		Every 2nd and 4th Thursday	Every 1st and 3rd Friday	Every 1st and 3rd Thursday		Tuesday and Friday	
	Angyo-Hara		Every 2nd and 4th Thursday	Every 1st and 3rd Friday	Every 1st and 3rd Thursday		Tuesday and Friday	
	Angyo-Yoshioka		Every 2nd and 4th Thursday	Every 1st and 3rd Friday	Every 1st and 3rd Thursday		Tuesday and Friday	
	Angyo-Ryoke		Every 2nd and 4th Thursday	Every 1st and 3rd Friday	Every 1st and 3rd Thursday		Tuesday and Friday	
	Angyoryo-Zaike		Every 2nd and 4th Monday	Every 1st and 3rd Tuesday	Every 1st and 3rd Monday		Tuesday and Friday	
	Angyoryo-Negishi	Negishidaiichi-chokai	Every 2nd and 4th Monday	Every 1st and 3rd Tuesday	Every 1st and 3rd Monday			Monday and Thursday
		Excluding Negishidaiichi-chokai	Every 2nd and 4th Monday	Every 1st and 3rd Tuesday	Every 1st and 3rd Monday			Tuesday and Friday
	Iizuka 1 through 4-chome		Every 1st and 3rd Monday	Every 2nd and 4th Tuesday	Every 2nd and 4th Monday			Tuesday and Friday
	Iihara-cho		Every 1st and 3rd Monday	Every 2nd and 4th Tuesday	Every 2nd and 4th Monday			Tuesday and Friday
	Ikari	Koyaba-chokai	Every 2nd and 4th Wednesday	Every 1st and 3rd Thursday	Every 1st and 3rd Wednesday		Monday and Thursday	
		Excluding Koyaba-chokai	Every 2nd and 4th Tuesday	Every 1st and 3rd Wednesday	Every 1st and 3rd Tuesday		Monday and Thursday	
	Ishigami		Every 2nd and 4th Monday	Every 1st and 3rd Tuesday	Every 1st and 3rd Monday		Tuesday and Friday	
	Edo 1 through 3-chome		Every 1st and 3rd Thursday	Every 2nd and 4th Friday	Every 2nd and 4th Thursday		Tuesday and Friday	
	Edobukuro 1 and 2-chome		Every 1st and 3rd Thursday	Every 2nd and 4th Friday	Every 2nd and 4th Thursday		Tuesday and Friday	
	Otake		Every 2nd and 4th Thursday	Every 1st and 3rd Friday	Every 1st and 3rd Thursday		Tuesday and Friday	
K-C-G	Kanayama-cho		Every 1st and 3rd Monday	Every 2nd and 4th Tuesday	Every 2nd and 4th Monday		Monday and Thursday	
	Kami-Aoki 1 through 6-chome		Every 1st and 3rd Wednesday	Every 2nd and 4th Thursday	Every 2nd and 4th Wednesday		Monday and Thursday	
	Kami-Aoki-Nishi 1 through 5-chome		Every 1st and 3rd Wednesday	Every 2nd and 4th Thursday	Every 2nd and 4th Wednesday		Monday and Thursday	
	Kawaguchi 1-chome		Every 1st and 3rd Monday	Every 2nd and 4th Tuesday	Every 2nd and 4th Monday		Monday and Thursday	

You can check garbage collection schedule the garbage sorting guide app. You can also receive notification of collection day by email. Please see Page 5 for details.

24 ~ 27

Collection schedule Quick Chart



# Household Garbage Collection Day Quick Chart

The days of the week on this chart indicate which number of that day of the week in a given month.

Ex. 3rd Thursday means the 3rd Thursday of a that month.

Garbage is collected on holidays (including observed holidays) according to the normal schedule (except for New Year holiday)

Address		Glass Bottles and Beverage Cans 2 Days a Month	Metals and Paper 2 Days a Month	PET Bottles and Textiles 2 Days a Month	Plastic Containers and Packaging 1 Day a Week	Regular garbage and hazardous garbage 2 Days a Week
K-CG	Kawaguchi 2 through 4-chome	Every 1st and 3rd Monday	Every 2nd and 4th Tuesday	Every 2nd and 4th Monday		Tuesday and Friday
	Kawaguchi 5 and 6-chome	Every 1st and 3rd Tuesday	Every 2nd and 4th Wednesday	Every 2nd and 4th Tuesday		Tuesday and Friday
	Kizoro	Fujitsutsumishita	Every 2nd and 4th Monday	Every 1st and 3rd Tuesday	Every 1st and 3rd Monday	Monday and Thursday
		Excluding Fujitsutsumishita	Every 2nd and 4th Monday	Every 1st and 3rd Tuesday	Every 1st and 3rd Monday	Tuesday and Friday
	Kitazono-cho	Every 2nd and 4th Monday	Every 1st and 3rd Tuesday	Every 1st and 3rd Monday		Monday and Thursday
	Kitahara-dai 1 through 3-chome	Every 2nd and 4th Friday	Every 1st and 3rd Monday	Every 1st and 3rd Friday		Tuesday and Friday
	Kyuzaemon-Shinden	Every 2nd and 4th Friday	Every 1st and 3rd Monday	Every 1st and 3rd Friday		Tuesday and Friday
	Gyoe	Every 2nd and 4th Friday	Every 1st and 3rd Monday	Every 1st and 3rd Friday		Tuesday and Friday
	Genzaemon-Shinden	Sashima-chokai	Every 2nd and 4th Friday	Every 1st and 3rd Monday	Every 1st and 3rd Friday	Tuesday and Friday
		Excluding Sashima-chokai	Every 2nd and 4th Monday	Every 1st and 3rd Tuesday	Every 1st and 3rd Monday	Tuesday and Friday
	Goudo(Kamine)	Every 2nd and 4th Monday	Every 1st and 3rd Tuesday	Every 1st and 3rd Monday		Tuesday and Friday
	Koyaba	Every 2nd and 4th Wednesday	Every 1st and 3rd Thursday	Every 1st and 3rd Wednesday		Monday and Thursday
S-Z	Zaike-cho	Every 2nd and 4th Monday	Every 1st and 3rd Tuesday	Every 1st and 3rd Monday		Monday and Thursday
	Saiwai-cho 1 through 3-chome	Every 1st and 3rd Monday	Every 2nd and 4th Tuesday	Every 2nd and 4th Monday		Monday and Thursday
	Sakae-cho 1 through 3-chome	Every 1st and 3rd Monday	Every 2nd and 4th Tuesday	Every 2nd and 4th Monday		Monday and Thursday
	Sakashita-cho 1 and 2-chome	Every 2nd and 4th Wednesday	Every 1st and 3rd Thursday	Every 1st and 3rd Wednesday		Monday and Thursday
	Sakashita-cho 3-chome	Every 1st and 3rd Friday	Every 2nd and 4th Monday	Every 2nd and 4th Friday		Monday and Thursday
	Sakashita-cho 4-chome	Every 2nd and 4th Thursday	Every 1st and 3rd Friday	Every 1st and 3rd Thursday		Tuesday and Friday
	Sakura-cho 1 and 2-chome	Every 1st and 3rd Tuesday	Every 2nd and 4th Wednesday	Every 2nd and 4th Tuesday		Monday and Thursday
	Sakura-cho 3 through 5-chome	Confore Higashi-Hatogaya	Every 1st and 3rd Wednesday	Every 2nd and 4th Thursday	Every 2nd and 4th Wednesday	Tuesday and Friday
		Excluding Confore Higashi-Hatogaya	Every 2nd and 4th Friday	Every 1st and 3rd Monday	Every 1st and 3rd Friday	Monday and Thursday
	Sakura-cho 6-chome	Every 1st and 3rd Monday	Every 2nd and 4th Tuesday	Every 2nd and 4th Monday		Tuesday and Friday
	Sashima	Every 2nd and 4th Friday	Every 1st and 3rd Monday	Every 1st and 3rd Friday		Tuesday and Friday
	Sashima 1 through 3-chome	Every 2nd and 4th Friday	Every 1st and 3rd Monday	Every 1st and 3rd Friday		Tuesday and Friday
	Sato	Confore Nishi-Hatogaya	Every 1st and 3rd Tuesday	Every 2nd and 4th Wednesday	Every 2nd and 4th Tuesday	Monday and Thursday
		Excluding Confore Nishi-Hatogaya	Every 2nd and 4th Monday	Every 1st and 3rd Tuesday	Every 1st and 3rd Monday	Tuesday and Friday
	Shiba	Every 2nd and 4th Tuesday	Every 1st and 3rd Wednesday	Every 1st and 3rd Tuesday		Monday and Thursday
	Shiba 1 through 5-chome	Every 2nd and 4th Wednesday	Every 1st and 3rd Thursday	Every 1st and 3rd Wednesday		Monday and Thursday
	Shiba-Shimo 1 through 3-chome	Every 2nd and 4th Tuesday	Every 1st and 3rd Wednesday	Every 1st and 3rd Tuesday		Monday and Thursday
	Shiba-Shinmachi	Every 2nd and 4th Wednesday	Every 1st and 3rd Thursday	Every 1st and 3rd Wednesday		Monday and Thursday
	Shibazono-cho	Every 2nd and 4th Wednesday	Every 1st and 3rd Thursday	Every 1st and 3rd Wednesday		Monday and Thursday
	Shiba-Takagi 1 and 2-chome	Every 2nd and 4th Tuesday	Every 1st and 3rd Wednesday	Every 1st and 3rd Tuesday		Monday and Thursday
	Shiba-Tsukabara 1 and 2-chome	Every 2nd and 4th Tuesday	Every 1st and 3rd Wednesday	Every 1st and 3rd Tuesday		Monday and Thursday
	Shiba-Nakada 1 and 2-chome	Every 2nd and 4th Wednesday	Every 1st and 3rd Thursday	Every 1st and 3rd Wednesday		Monday and Thursday

You can check garbage collection schedule the garbage sorting guide app. You can also receive notification of collection day by email. Please see Page 5 for details.

# Household Garbage Collection Day Quick Chart

The days of the week on this chart indicate which number of that day of the week in a given month.

**Ex.** 3rd Thursday means the 3rd Thursday of a that month.

Garbage is collected on holidays (including observed holidays) according to the normal schedule (except for New Year holiday)

Address		Glass Bottles and Beverage Cans 2 Days a Month	Metals and Paper 2 Days a Month	PET Bottles and Textiles 2 Days a Month	Plastic Containers and Packaging 1 Day a Week	Regular garbage and hazardous garbage 2 Days a Week
S-Z	Shiba-Nishi 1 and 2-chome	Every 2nd and 4th Tuesday	Every 1st and 3rd Wednesday	Every 1st and 3rd Tuesday		Monday and Thursday
	Shiba-Higashi-cho	Every 2nd and 4th Tuesday	Every 1st and 3rd Wednesday	Every 1st and 3rd Tuesday		Monday and Thursday
	Shiba-Hinotsume 1 and 2-chome	Every 2nd and 4th Wednesday	Every 1st and 3rd Thursday	Every 1st and 3rd Wednesday		Monday and Thursday
	Shiba-Fuji 1 and 2-chome	Every 2nd and 4th Wednesday	Every 1st and 3rd Thursday	Every 1st and 3rd Wednesday		Monday and Thursday
	Shiba-Miyane-cho	Every 2nd and 4th Tuesday	Every 1st and 3rd Wednesday	Every 1st and 3rd Tuesday		Monday and Thursday
	Suehiro 1 through 3-chome	Every 1st and 3rd Friday	Every 2nd and 4th Monday	Every 2nd and 4th Friday		Tuesday and Friday
T-CH	Chozo 1 through 3-chome	Every 2nd and 4th Friday	Every 1st and 3rd Monday	Every 1st and 3rd Friday		Tuesday and Friday
	Chozo-Shinden	Every 2nd and 4th Friday	Every 1st and 3rd Monday	Every 1st and 3rd Friday		Tuesday and Friday
	Tsuji	Every 1st and 3rd Thursday	Every 2nd and 4th Friday	Every 2nd and 4th Thursday		Tuesday and Friday
	Tobe-Shinden	Every 2nd and 4th Friday	Every 1st and 3rd Monday	Every 1st and 3rd Friday		Tuesday and Friday
	Tozuka 1 through 6-chome	Every 2nd and 4th Friday	Every 1st and 3rd Monday	Every 1st and 3rd Friday		Tuesday and Friday
	Tozukasakai-cho	Every 2nd and 4th Friday	Every 1st and 3rd Monday	Every 1st and 3rd Friday		Tuesday and Friday
	Tozukahasami-cho	Every 2nd and 4th Friday	Every 1st and 3rd Monday	Every 1st and 3rd Friday		Tuesday and Friday
	Tozuka-Higashi 1 through 4-chome	Every 2nd and 4th Friday	Every 1st and 3rd Monday	Every 1st and 3rd Friday		Tuesday and Friday
	Tozuka-Minami 1 through 5-chome	Every 2nd and 4th Friday	Every 1st and 3rd Monday	Every 1st and 3rd Friday		Tuesday and Friday
N	Naka-Aoki 1 through 5-chome	Every 1st and 3rd Wednesday	Every 2nd and 4th Thursday	Every 2nd and 4th Wednesday	Wednesday	Monday and Thursday
	Naka-cho	Every 1st and 3rd Tuesday	Every 2nd and 4th Wednesday	Every 2nd and 4th Tuesday		Tuesday and Friday
	Namiki 1 through 4-chome	Every 1st and 3rd Tuesday	Every 2nd and 4th Wednesday	Every 2nd and 4th Tuesday		Monday and Thursday
	Namiki-Motomachi	Every 1st and 3rd Tuesday	Every 2nd and 4th Wednesday	Every 2nd and 4th Tuesday		Monday and Thursday
	Nihori	Every 2nd and 4th Thursday	Every 1st and 3rd Friday	Every 1st and 3rd Thursday		Tuesday and Friday
	Nihori-cho	Every 2nd and 4th Thursday	Every 1st and 3rd Friday	Every 1st and 3rd Thursday		Tuesday and Friday
	Nishi-Aoki 1 through 5-chome	Every 1st and 3rd Wednesday	Every 2nd and 4th Thursday	Every 2nd and 4th Wednesday		Monday and Thursday
	Nishi-Araiuku	Every 2nd and 4th Monday	Every 1st and 3rd Tuesday	Every 1st and 3rd Monday		Tuesday and Friday
	Nishi-Kawaguchi 1 through 6-chome	Every 1st and 3rd Tuesday	Every 2nd and 4th Wednesday	Every 2nd and 4th Tuesday		Tuesday and Friday
	Nishi-Tateno (Tozuka)	Every 2nd and 4th Friday	Every 1st and 3rd Monday	Every 1st and 3rd Friday		Tuesday and Friday
H-F	Haematsu	Every 2nd and 4th Thursday	Every 1st and 3rd Friday	Every 1st and 3rd Thursday		Tuesday and Friday
	Haematsu 1 through 3-chome	Every 2nd and 4th Thursday	Every 1st and 3rd Friday	Every 1st and 3rd Thursday		Tuesday and Friday
	Hasunuma	Every 1st and 3rd Thursday	Every 2nd and 4th Friday	Every 2nd and 4th Thursday		Tuesday and Friday
	Hachimangi 1 and 2-chome	Every 2nd and 4th Tuesday	Every 1st and 3rd Wednesday	Every 1st and 3rd Tuesday		Monday and Thursday
	Hachimangi 3-chome	Every 1st and 3rd Wednesday	Every 2nd and 4th Thursday	Every 2nd and 4th Wednesday		Monday and Thursday
	Hatogaya-Honcho 1-chome	Every 2nd and 4th Friday	Every 1st and 3rd Monday	Every 1st and 3rd Friday		Monday and Thursday
	Hatogaya-Honcho 2-chome	Every 1st and 3rd Monday	Every 2nd and 4th Tuesday	Every 2nd and 4th Monday		Tuesday and Friday
	Hatogaya-Honcho 3 and 4-chome	Every 1st and 3rd Wednesday	Every 2nd and 4th Thursday	Every 2nd and 4th Wednesday		Tuesday and Friday
	Hatogaya-Midori-cho 1 and 2-chome	Every 2nd and 4th Wednesday	Every 1st and 3rd Thursday	Every 1st and 3rd Wednesday		Tuesday and Friday

You can check garbage collection schedule the garbage sorting guide app. You can also receive notification of collection day by email. Please see Page 5 for details.

24 ~ 27

Collection schedule  
Quick Chart

# Household Garbage Collection Day Quick Chart

The days of the week on this chart indicate which number of that day of the week in a given month.

Ex. 3rd Thursday means the 3rd Thursday of a that month.

Garbage is collected on holidays (including observed holidays) according to the normal schedule (except for New Year holiday)

Address		Glass Bottles and Beverage Cans 2 Days a Month	Metals and Paper 2 Days a Month	PET Bottles and Textiles 2 Days a Month	Plastic Containers and Packaging 1 Day a Week	Regular garbage and hazardous garbage 2 Days a Week
H-F	Hara-machi	Every 1st and 3rd Tuesday	Every 2nd and 4th Wednesday	Every 2nd and 4th Tuesday		Tuesday and Friday
	Higashi-Uchino	Every 2nd and 4th Monday	Every 1st and 3rd Tuesday	Every 1st and 3rd Monday		Tuesday and Friday
	Higashi-Kaizuka	Every 2nd and 4th Thursday	Every 1st and 3rd Friday	Every 1st and 3rd Thursday		Tuesday and Friday
	Higashi-Kawaguchi 1 through 6-chome	Every 2nd and 4th Friday	Every 1st and 3rd Monday	Every 1st and 3rd Friday		Tuesday and Friday
	Higashi-Hongo	Every 1st and 3rd Thursday	Every 2nd and 4th Friday	Every 2nd and 4th Thursday		Tuesday and Friday
	Higashi-Hongo 1 and 2-chome	Every 1st and 3rd Thursday	Every 2nd and 4th Friday	Every 2nd and 4th Thursday		Tuesday and Friday
	Higashi-Ryoke 1 through 5-chome	Every 1st and 3rd Friday	Every 2nd and 4th Monday	Every 2nd and 4th Friday		Tuesday and Friday
	Funato-cho	Every 1st and 3rd Monday	Every 2nd and 4th Tuesday	Every 2nd and 4th Monday		Monday and Thursday
	Hon-cho 1 through 4-chome	Every 1st and 3rd Monday	Every 2nd and 4th Tuesday	Every 2nd and 4th Monday		Monday and Thursday
	Honbasu 1 through 4-chome	Every 1st and 3rd Thursday	Every 2nd and 4th Friday	Every 2nd and 4th Thursday		Tuesday and Friday
	Honmaekawa 1 and 2-chome	Every 1st and 3rd Wednesday	Every 2nd and 4th Thursday	Every 2nd and 4th Wednesday		Monday and Thursday
	Honmaekawa 3-chome	Negishidaiichi-chokai Every 2nd and 4th Monday	Every 1st and 3rd Tuesday	Every 1st and 3rd Monday		Monday and Thursday
M		Excluding Negishidaiichi-chokai Every 1st and 3rd Wednesday	Every 2nd and 4th Thursday	Every 2nd and 4th Wednesday		Monday and Thursday
	Maekami-cho	Every 1st and 3rd Wednesday	Every 2nd and 4th Thursday	Every 2nd and 4th Wednesday		Monday and Thursday
	Maekawa 1 through 4-chome	Every 1st and 3rd Wednesday	Every 2nd and 4th Thursday	Every 2nd and 4th Wednesday		Monday and Thursday
	Maeda	Every 2nd and 4th Thursday	Every 1st and 3rd Friday	Every 1st and 3rd Thursday	Wednesday	Tuesday and Friday
	Maenoshuku	Every 2nd and 4th Thursday	Every 1st and 3rd Friday	Every 1st and 3rd Thursday		Tuesday and Friday
	Michiai	Every 2nd and 4th Monday	Every 1st and 3rd Tuesday	Every 1st and 3rd Monday		Tuesday and Friday
	Mitsuwa 1 through 3-chome	Every 1st and 3rd Friday	Every 2nd and 4th Monday	Every 2nd and 4th Friday		Monday and Thursday
	Midori-cho	Every 1st and 3rd Tuesday	Every 2nd and 4th Wednesday	Every 2nd and 4th Tuesday		Tuesday and Friday
	Minami-cho 1 and 2-chome	Every 1st and 3rd Tuesday	Every 2nd and 4th Wednesday	Every 2nd and 4th Tuesday		Tuesday and Friday
	Minami-Hatogaya 1 and 2-chome	Every 1st and 3rd Tuesday	Every 2nd and 4th Wednesday	Every 2nd and 4th Tuesday		Monday and Thursday
	Minami-Hatogaya 3 and 4-chome	Every 2nd and 4th Tuesday	Every 1st and 3rd Wednesday	Every 1st and 3rd Tuesday		Monday and Thursday
	Minami-Hatogaya 5 and 6-chome	Every 2nd and 4th Thursday	Every 1st and 3rd Friday	Every 1st and 3rd Thursday		Tuesday and Friday
	Minami Hatogaya 7-chome	Every 1st and 3rd Monday	Every 2nd and 4th Tuesday	Every 2nd and 4th Monday		Tuesday and Friday
	Minami Hatogaya 8-chome	Every 2nd and 4th Tuesday	Every 1st and 3rd Wednesday	Every 1st and 3rd Tuesday		Monday and Thursday
	Minami-Maekawa 1 and 2-chome	Every 2nd and 4th Wednesday	Every 1st and 3rd Thursday	Every 1st and 3rd Wednesday		Monday and Thursday
	Mine	Every 2nd and 4th Thursday	Every 1st and 3rd Friday	Every 1st and 3rd Thursday		Tuesday and Friday
	Miya-cho	Every 1st and 3rd Tuesday	Every 2nd and 4th Wednesday	Every 2nd and 4th Tuesday		Tuesday and Friday
	Motogo 1 through 6-chome	Every 1st and 3rd Friday	Every 2nd and 4th Monday	Every 2nd and 4th Friday		Tuesday and Friday
	Yanagisaki 1 through 5-chome	Every 2nd and 4th Tuesday	Every 1st and 3rd Wednesday	Every 1st and 3rd Tuesday		Monday and Thursday
	Yanane-cho	Every 2nd and 4th Monday	Every 1st and 3rd Tuesday	Every 1st and 3rd Monday		Monday and Thursday
	Yahei 1 through 4-chome	Every 1st and 3rd Friday	Every 2nd and 4th Monday	Every 2nd and 4th Friday		Tuesday and Friday
Y	Ryoke 1 through 5-chome	Every 1st and 3rd Friday	Every 2nd and 4th Monday	Every 2nd and 4th Friday		Tuesday and Friday

You can check garbage collection schedule the garbage sorting guide app. You can also receive notification of collection day by email. Please see Page 5 for details.

# Contact Information

Subject	Office In Charge	TEL	Address
<ul style="list-style-type: none"> <li>● Garbage Sorting/Disposal</li> <li>● Garbage Reduction Education</li> <li>● Instruction for Commercial Garbage, Illegal Dumping</li> </ul>	Resource Circulation Division	048-228-5370	4-21-33 Asahi Recycle Plaza 2F
● Collection of household waste, recyclables, bulky waste, and small animal carcasses	Collection Business Division	048-251-1174	3-16-1 Aoki Aoki Collection Office,
● Illegal Dumping at Garbage Stations	Collection Business Division (City Beautification Section)	048-446-7525	3-16-1 Aoki Aoki Collection Office,
<ul style="list-style-type: none"> <li>● Self-Hauling Facilities (Bringing in garbage)</li> </ul> <p>Please see P.13 for details. Dedicated number for self-haulage of household waste 050-3146-8953</p>	Tozuka Environmental Center	048-295-0131	290 Tobe-Shinden
	Asahi Environmental Center	048-228-5300	4-21-33 Asahi Recycle Plaza 4F
	Hatogaya Sanitation Center	048-281-5043	3-18-11 Hachimangi
<ul style="list-style-type: none"> <li>● Industrial waste disposal licensing</li> <li>● Instructions on industrial waste, illegal dumping</li> </ul>	Industrial Waste Management Division	048-228-5380	4-21-33 Asahi Recycle Plaza 2F

## Bulky Waste Disposal Application

**Advance reservations are required** for the collection of bulky waste and when taking your own bulky waste to a processing facility (self-hauling). ※Please see P.12 for details.

Open Hours : Weekdays (Excl. Saturdays, Sundays, national holidays, and year-end and New Year holidays) 9:00-17:00

How to apply	Bulky waste collection	Self-hauling
Dedicated number	048-251-1111	050-3146-8953
Internet applications ※24 hours	<a href="http://www.sodai-kawaguchi.jp/eco/view/kawaguchi/top.html">http://www.sodai-kawaguchi.jp/eco/view/kawaguchi/top.html</a> 	Telephone only



Pamphlets for foreign residents are also available.  
Please contact the Resource Circulation Division for details.