

How to dispose of Disaster Waste



3 points

1 Take them out in front of your house

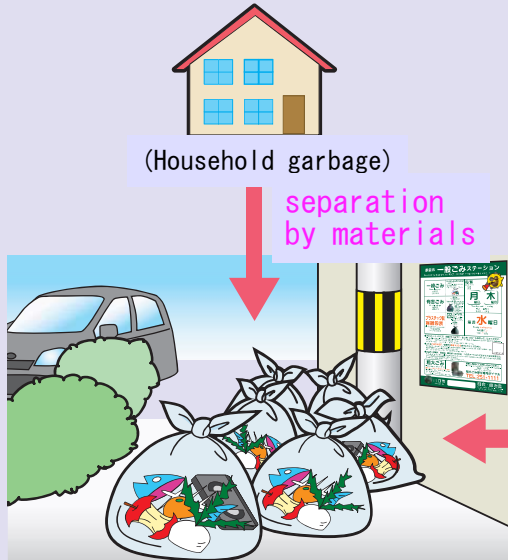
2 Separate them by materials

3 Put 「災害廃棄物 (Disaster Waste)」 label on each item

Take a look at this guide once and make the best use of this when disposing waste under earthquake, flood-struck situations.

How to dispose of garbage at the time of disaster

With no damage (area)

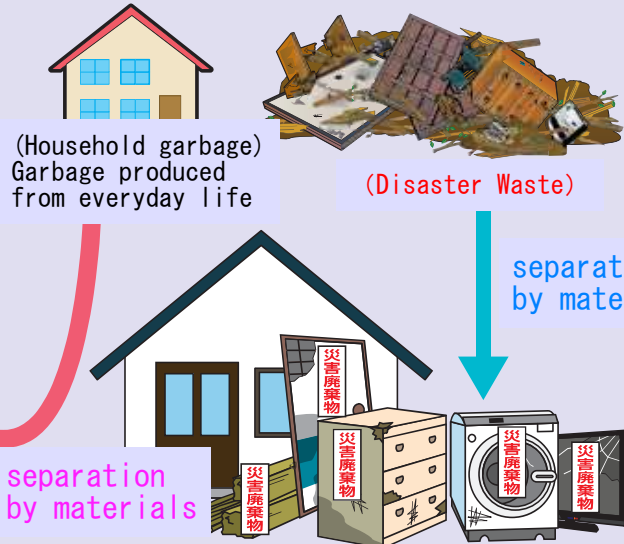


Will be collected at Regular Garbage / Recyclable Garbage Station
Take out by 8:30 at your area's designated collection day

Collection schedule may be slowed down.
Under an emergency situation, collection of perishable garbage take priority over other inorganic garbage. Collection of glass bottles, beverage cans, metals, papers, textiles may be temporary suspended.



Damaged (area)

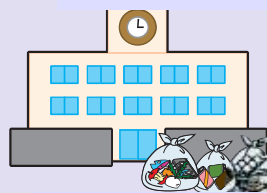


Take out in front of your house
Contact Resource Circulation Division
(TEL 048-228-5370)

We collect Disaster waste and regular garbage separately.
Please do not mix them.

Garbage produced from an evacuation site

Sewage disposal (from portable toilet, etc.)



Collected at the site



Collected by dispatched night-soil-removal truck

NOTE

Operation of garbage collection may be changed in accordance with the size of disaster/damage situation.
Please check information from the City when a disaster hits your area.

By mutual agreement, Kawaguchi Cooperative Association of Truck Transportation, Kawaguchi Cooperative Association of Recycling Business, Hatogaya Cooperative Association of Cleaning Business, Kawaguchi Cooperative Association of Cleaning Business are to respond the request from Kawaguchi City in garbage collection in case of emergency.

What is “Disaster Waste” ?

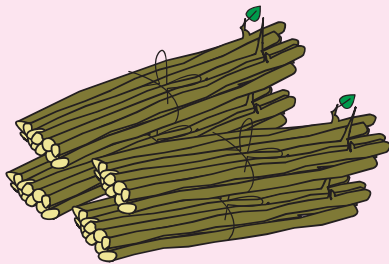
- Such waste produced by a disaster

Waste produced by natural calamities such as earthquake, typhoon, flood, etc.,

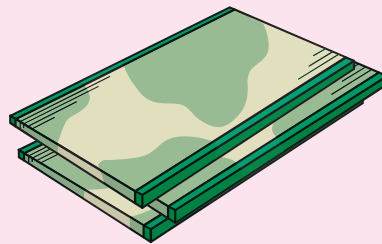
The following waste is likely to be produced.

Waste that are produced from other circumstances are not included.

① Pieces of wood




② Tatami floor mat



③ Bedding · Rug

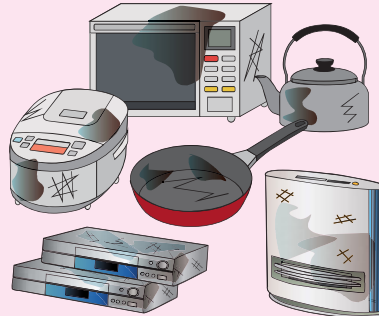


④ Chunks of concrete

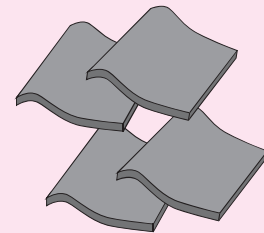


Pieces of broken concrete block wall, etc.


⑤ Metal waste



⑥ Kawara roof tiles



⑦ Damaged home appliances



TV set · Refrigerator · Washing machine
· Tumble dryer

⑧ others

As for other materials not being categorized as ①~⑦, please inquire Resource Circulation Division ; (TEL048-228-5370) for disposal method.


These are Disaster Waste we had before

On October 12, 2019, “Reiwa 1 East Japan Typhoon (Typhoon 19, also known as “Hagibis” or “Ragasa”) hit the city and some areas were damaged from inundation.



Damaged home appliances temporarily stored at Tozuka-Environmental Center


Took some time to clear all Disaster Waste



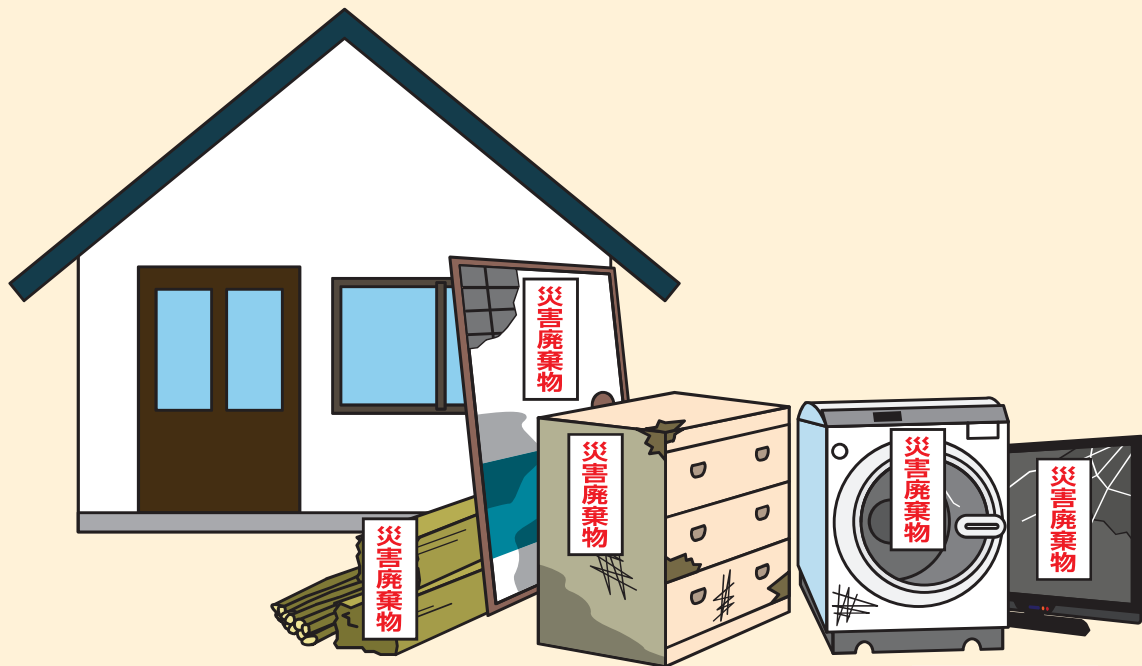
Please check and keep this guide as a reference book when you dispose Disaster Waste at the time of earthquake or flood.



We had lots of wet and damped waste.



Rules when you take out Disaster Waste



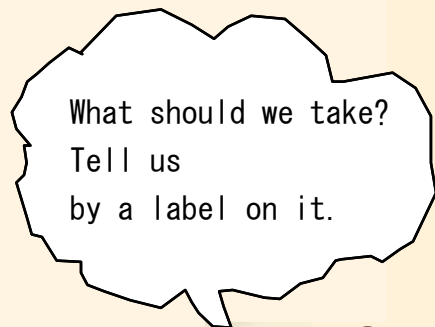
① Separation by materials

Please separate each waste by material to hasten collection. Also put a 「災害廃棄物-Disaster Waste」 label on each.

Or, instead of a label, write 「災害廃棄物-Disaster Waste」 with a permanent marker on wide adhesive tape. Unidentified waste cannot be collected.

② Confirm the date and time of garbage collection

As a rule, Disaster Waste is collected in front of your house. We (Resource Recycling Division/TEL048-228-5370) will check the area's situation to find a place where a garbage truck can enter to collect Disaster Waste. Put Disaster Waste at a designated place. At the time of a disaster, please check up-to-date information via website or other bulletin.

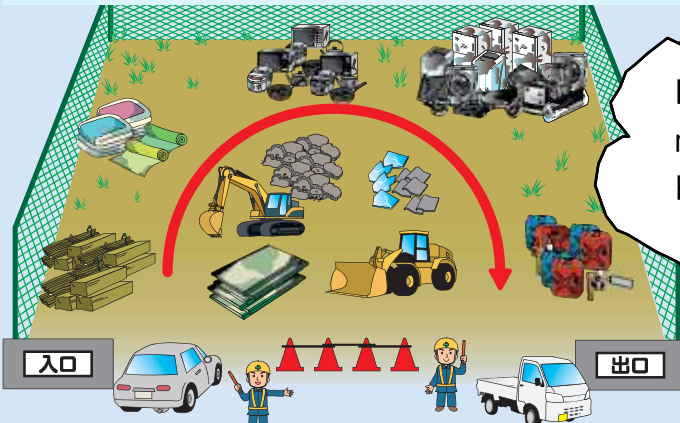


NOTE

Ordinary household garbage will be collected as usual method. Do not mix household garbage with Disaster Waste. It will hinder operations, also may causes hygienic problems.

Makeshift disposal place (temporary waste storage site)

Large-scale disaster inevitably produces a mass of Disaster Waste that are unable to hold at city's garbage disposal facilities. For that reason, we will set up "Makeshift disposal place (temporary waste storage site)".



Disaster Waste must be separated by materials.



City will let you know when it opens Makeshift disposal sites for self-hauling.

Disaster Waste only. Other garbage, etc. are not accepted.

Garbage produced from evacuation site

Garbage produced at each evacuation site must be taken out at each designated place for disposal.

Littering around the evacuation site leads to an environmental deterioration.

We need to separate garbage by materials, even under such an emergency situation.



Spaces provided for garbage disposal are different from each site. To keep our hygienic environment, please follow the followings.

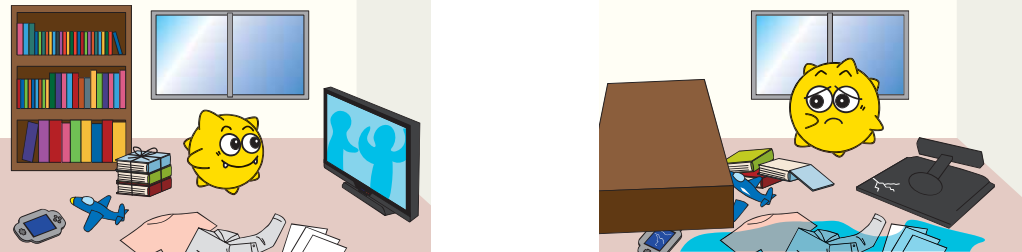
Compact the garbage as small as possible.
Wash and dry containers you used.
Put raw garbage in a bag, and firmly tie up the top of it.

(Request) Please bring bin bags with you when you evacuate to a site.

To lessen producing Disaster Waste

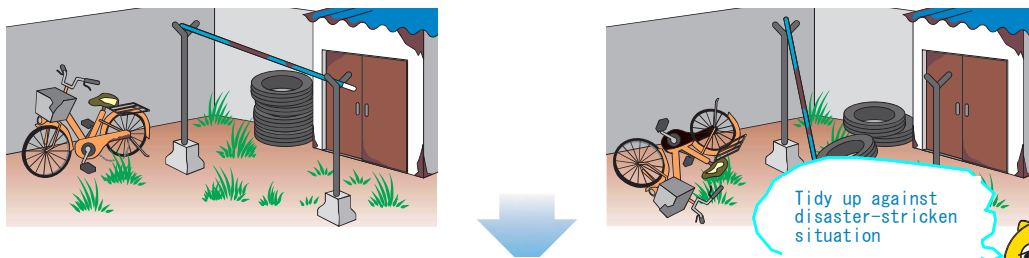
① Do not keep things that are no longer stand up to use

A heap of junk may turns into a heap of Disaster Waste after a calamity. You will need more time to sort things out if you have too much Disaster Waste.



Aren't you leaving such objects that have fallen into disuse as unused bicycles, tires, etc. on your premises?


Your long-abandoned junk is not considered as Disaster Waste. It hampers operation of Disaster Waste transportation and disposal.



Always keep in mind:
"Keep the house neat and tidy, take out recyclable garbage to recycle"

② Take precautionary measures against disasters

~Measures against earthquakes~




Use extension braces, non-slip pads for furniture to prevent furniture from toppling over. Put cardboard boxes between the top of furniture and the ceiling also works.

Choose the best way for your house



~Measures against inundation~



Preferably, avoid setting appliances and furniture directly on the floor. Gadgets vulnerable to water such as precision machines are always be kept at a higher position.

When the water-level reached beyond our estimated level, underground parking lot-flood-protection-system cannot prevent inundation, thus vehicles may get damaged by it.

Q 1 Why do we need to separate garbage by materials?

A 1 If every waste is disposed at the same site and the same time with no garbage separation, garbage collector will need more time to sort garbage out. That inevitably requires more time for collection, more labor costs, more spaces for garbage disposal.

Since Kawaguchi City is packed with residences, the number of Makeshift disposal places for Disaster Waste are limited. Non-separated garbage hampers proper Disaster Waste collection, transportation and treatment. Also, if inflammable substance and combustibles were mixed up together, it has a danger of catching a fire.

We appreciate your cooperation in garbage separation by materials.

Q 2 How do we dispose regular garbage under an emergency situation?

A 2 Regular garbage can be taken out at ordinary Gomi-station in your area. Disaster Waste is not be taken out at ordinary Gomi-station.

We will appoint the venue in consideration of conditions in the area.

Q 3 Can we bring waste to City' s Environmental Center for disposal?

A 3 When a large scale disaster occurs, Environmental Centers may also be damaged from it and forced to stop their operation. Please check City' s website or other e-mail services before bring your waste to an Environmental Center,

Inquiries on Disaster Waste disposal

- Resource Circulation Division (TEL 048-228-5370)
Address ; 2F, Recycle Plaza, 21-33 Asahi 4-chome, Kawaguchi City

- Top page of Resource Circulation Division in the City' s website
Information on Disaster Waste disposal at the time of disaster will be noticed on here.

<https://www.city.kawaguchi.lg.jp/soshiki/01100/040/index.html>

- E-mail services on regular garbage collection
You can check the usual garbage collection day, etc. via this service. Also providing information on Disaster Waste disposal in case of emergency.
Make the best of this service for your precautionary measures against calamities.

<https://gomimaru-mail.jp>